






Ergonomic 320.258 DGH / Ergonomic 340.278 DGH






Universal semiautomatic bandsaw with a robust cast-iron arm and 27 mm high saw band. Material clamping and arm downfeed are controlled hydraulically. The material feeding is manual. The complete cutting cycle is started by pressing the Start button.

After material cutting, the arm of the machine is automatically returned to the top adjustable position. Switching the machine to manual mode allows you to control all machine functions separately.

Cast iron arm provide a better absorption of vibrations during cutting than the arm from a welded construction. The saw band is driven by a double-speed industrial motor and an oil-bath worm gearbox. The double-sided swivelling arm with the 45°- 0/90°- 60° range (at a stable position of the clamped material) and a robust vice ensure a universal use of the saw.



Ergonomic 320.258 DGH					
	0°	258 mm	320 x 100 mm	275 x 250 mm	250 mm
Right	45°	210 mm	210 x 100 mm	185 x 240 mm	195 mm
Right	60°	135 mm	135 x 100 mm	150 x 250 mm	170 mm
Left	45°	185 mm	195 x 100 mm	90 x 230 mm	150 mm
Working mode	semiautomatic				
Smallest sawing diameter	ø 5 mm				
Shortest length of cut-off piece	20 mm				
Saw band dimensions	2 910 x 25 (27) x 0,9 mm				
Drive	1,5 kW, 3 x 400 V, 50 Hz				
Saw band speed	20 - 120 m/min				
Machine dimensions	Length - 1 700 mm / Width - 1 480 mm / Height - 2 000 mm / Weight - 390 kg				

Ergonomic 340.278 DGH					
	0°	278 mm	340 x 100 mm	340 x 275 mm	275 mm
Right	45°	260 mm	230 x 100 mm	230 x 255 mm	230 mm
Right	60°	155 mm	145 x 100 mm	145 x 115 mm	115 mm
Left	45°	205 mm	220 x 100 mm	145 x 275 mm	180 mm
Working mode	semiautomatic				
Smallest sawing diameter	ø 5 mm				
Shortest length of cut-off piece	20 mm				
Saw band dimensions	3 125 x 25 (27) x 0,9 mm				
Drive	1,5 kW, 3 x 400 V, 50 Hz				
Saw band speed	20 - 120 m/min				
Machine dimensions	Length - 1 500 mm / Width - 1 570 mm / Height - 2 100 mm / Weight - 400 kg				

With the bearing capacity up to 150 kg/m, a wide range of optional accessories, and connection pieces to BOMAR bandsaws, the M System is ideal for handling material in your workshop. Thanks to their default length of 2 and 3 m, roller tracks may be flexibly adjusted to any environment.

The central panel includes all of the control elements; it is located at an ergonomic height directly at the front of the machine



A chip brush is always driven concurrently with the speed of saw blade in order to provide an ideal cleaning effect.



The saw blade guidance is enabled by ground hard metal elements of cemented carbide, always providing the greatest accuracy of the cut



A sturdy rotary table even provides a steady placing of dimensional materials



Thanks to the adjustable guiding arm, the saw band guide is always located as close to the material as possible

The possibility of tilting

The stop arm may be set individually to a required distance from the saw band. Double guiding guarantees angle precision according to the setting.



Electronic free lift

The stop has a free lift electronic device with the lifting range of 20 mm. By pressing a button, you may prevent the material from getting jammed, thus protecting the saw band against damages.

