






## Ergonomic 320.258 DG / Ergonomic 340.278 DG



A gravity bandsaw with a robust cast-iron arm and 27 mm high saw band. The machine is equipped with a large rotary table, which is a good basis for processing short pieces of material. Table synchronously rotated with the arm and so there is no initial cut of the belt to the underlying surface. The excellent output of the machine and long lifetime of the band result from these features: a saw band precision guide, an arm joint laid in preloaded tapered bearings, and synchronous running brush for chips removal. Band downfeed is ensured by the arm's self-weight. The descending speed is regulated by a hydraulic cylinder with an overflow valve.

Saw arm is after cutting the lifted by hand. The machine offers two-sided angle cuts. The basic version of the machine is equipped with a frequency converter, which provides infinitely variable belt speed ranges from 20 m/min. to 120 m/min. This significantly increases blade life and productivity of the machine.

### Ergonomic 320.258 DG

					
	0°	258 mm	320 x 100 mm	275 x 250 mm	250 mm
Right	45°	210 mm	210 x 100 mm	185 x 240 mm	195 mm
Right	60°	135 mm	135 x 100 mm	150 x 250 mm	170 mm
Left	45°	185 mm	195 x 100 mm	90 x 230 mm	150 mm
Working mode	manual				
Smallest sawing diameter	ø 5 mm				
Shortest length of cut-off piece	20 mm				
Saw band dimensions	2 910 x 25 (27) x 0,9 mm				
Drive	1,5 kW, 3 x 400 V, 50 Hz				
Saw band speed	20 - 120 m/min				
Machine dimensions	Length - 1 700 mm / Width - 1 480 mm / Height - 2 000 mm / Weight - 390 kg				

### Ergonomic 340.278 DG

	0°	278 mm	340 x 100 mm	340 x 275 mm	275 mm
Right	45°	260 mm	230 x 100 mm	230 x 255 mm	230 mm
Right	60°	155 mm	145 x 100 mm	145 x 115 mm	115 mm
Left	45°	205 mm	220 x 100 mm	145 x 275 mm	180 mm
Working mode	manual				
Smallest sawing diameter	ø 5 mm				
Shortest length of cut-off piece	20 mm				
Saw band dimensions	3 125 x 25 (27) x 0,9 mm				
Drive	1,5 kW, 3 x 400 V, 50 Hz				
Saw band speed	20 - 120 m/min				
Machine dimensions	Length - 1 500 mm / Width - 1 570 mm / Height - 2 100 mm / Weight - 400 kg				



*A chip brush is always driven concurrently with the speed of saw blade in order to provide an ideal cleaning effect.*



*A sturdy rotary table even provides a steady placing of dimensional materials*



*Vice fast-feed ability provides a possibility of quick re-adjustment of clamping jaws according to the size of material in just a few seconds.*



*The length is shown directly on the stop runner, displaying a precise position in real time. The displaying system offers various options of process setting and optimization.*

*With the bearing capacity up to 150 kg/m, a wide range of optional accessories, and connection pieces to BOMAR bandsaws, the M System is ideal for handling material in your workshop. Thanks to their default length of 2 and 3 m, roller tracks may be flexibly adjusted to any environment.*

