Spedizione tassativa entro le 24 ore per tutti gli articoli con questo logo.

Delivery within 24 hours for all items with this logo J.I.T. (Just in Time) service.

Alle Artikel mit diesem Symbol führen wir ab Lager! 24-Std.-Lieferservice.

Expédition formelle dans les 24 heures pour toutes les articles avec ce label.

Spedizione entro le 6 settimane per tutti gli articoli con questo logo.

Delivery within 6 weeks for all items with this logo.

Alle Artikel mit diesem Symbol führen wir ab Lager! 6-W-Lieferservice.

Expédition dans les 6 semaines pour toutes les articles avec ce label.

INDICE - *INDEX*

Punzoni - *Punches* ____ p. 5
Grafici dei limiti di piegatura - *Bend Limit Graphics* ____ p. 14
Matrici - *Dies* ____ p. 26
Utensili piega-schiaccia - *Hemming Tooling* ____ p. 38
Piega-schiaccia pneumatici - Pneumatic *Hemming Tooling* ____ p. 39
Supporti Matrici - *Lower Tool Holders* ____ p. 41
Intermediari Supporto Punzoni - *Intermediate Upper Tool Holders* ____ p. 44
Staffa di sicurezza - *Security Clamp* ____ p. 46
Staffa idraulica a bloccaggio rapido - *Hydra Fast Clamp* ____ p. 47
Punzoni tipo Wila / Trumpf - *Upper Tools Wila / Trumpf system* ____ p. 50
Matrici tipo Wila / Trumpf - *Lower Tools Wila / Trumpf system* ____ p. 52
Utensili speciali - *Special tools* ____ p. 54
Tabella di piegatura - *Bending table* ____ p. 56

PUNZONI
PUNCHES

Utensili per presse piegatrici realizzati con standards di qualità superiore, temprati a induzione sulle parti di lavoro e totalmente rettificati. Mat.: acciaio C 50 (50-52 HRC)★ - Mat.: UNI EN 10083/1 - ISO 683 - (42CrM04) - (53-60 HRC)★★

Press Brake Tooling in best quality, induction hardened and ground on the working surfaces. Mat.: CK 50 (50-52 HRC)★ - Mat.: UNI EN 10083/1 - ISO 683 - (42CrM04) - 53-60 HRC)★★

★ 1010 / A / 88°

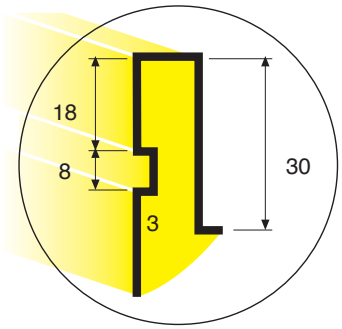

R = 0.2 mm / H = 66.90
R = 0.8 mm / H = 66.60
R = 1.5 mm / H = 65.90
R = 2.3 mm / H = 65.60
R = 3 mm / H = 65.25

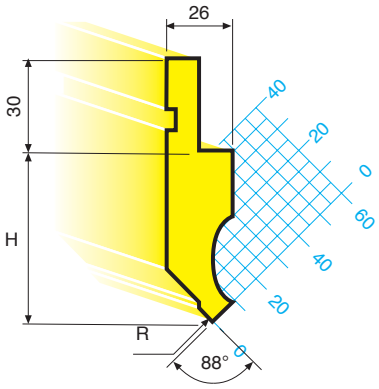

SOLID 100 T / m

★ 1010 / A / 88° / 0.8 / 105

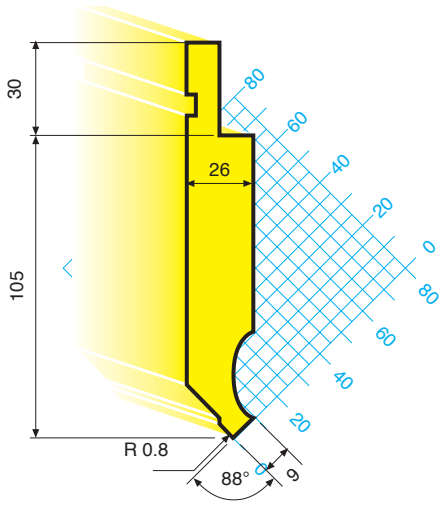

SOLID 100 T / m

★ 1010 / A / 85° / 0.8

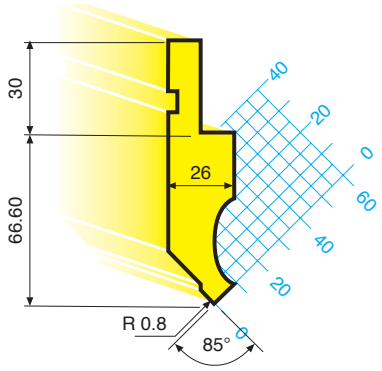

SOLID 100 T / m

★ 1010 / A / 85° / 0.8 / 105

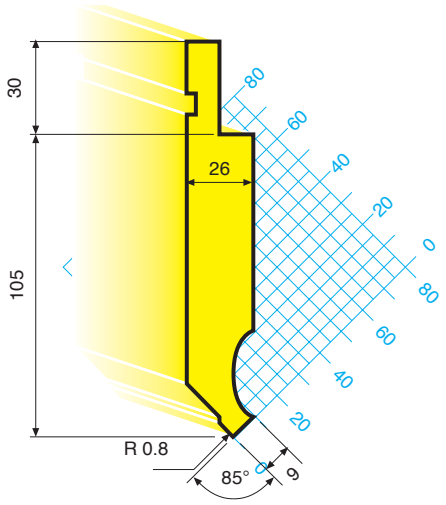

SOLID 100 T / m

★ 1010 / A / 75° / 0.8

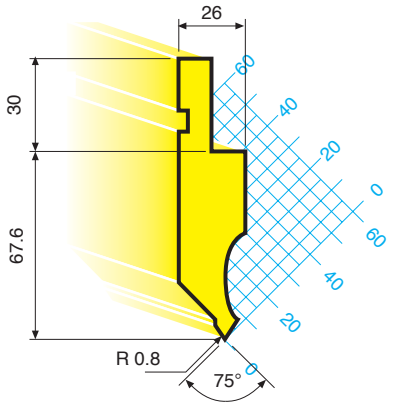

SOLID 100 T / m

Abkantwerkzeuge in bester Qualität, indukctionsgehärtet - Arbeitsflächen geschliffen. Mat.: CK 50 (50-52 HRC)★ - Mat.: UNI EN 100083/1 - ISO 683 - (42CrM04) - (53-60 HRC)★★

Outils de pliage de qualité supérieure trempés par induction avec faces principales rectifiées. Mat.: CK 50 (50-52 HRC)★ - Mat.: UNI EN 10083/1 - ISO 683 - (42CrM04) - (53-60 HRC)★★

★ 1010 / A / 75° / 0.8 / 105

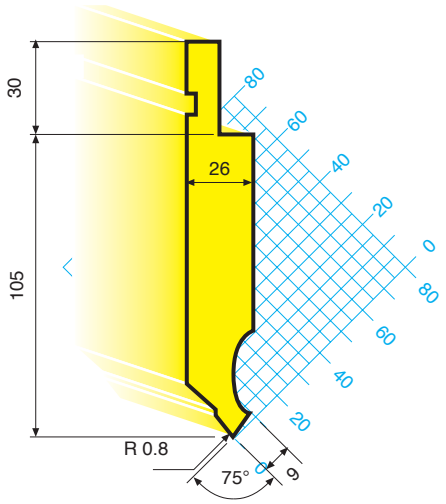

SOLID 100 T / m

★ 1010 / 88°

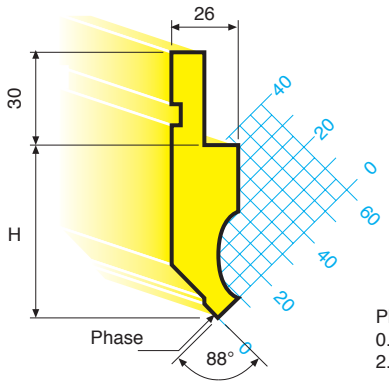

Phase
0.8 mm H = 66.1
2.9 mm H = 65

SOLID 100 T / m

★ 1010 / A / 90°

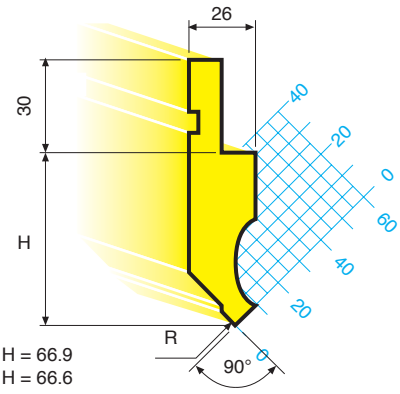

R = 0.2 mm / H = 66.9
R = 0.8 mm / H = 66.6

SOLID 100 T / m

★ 1010 / 90° / 0.8

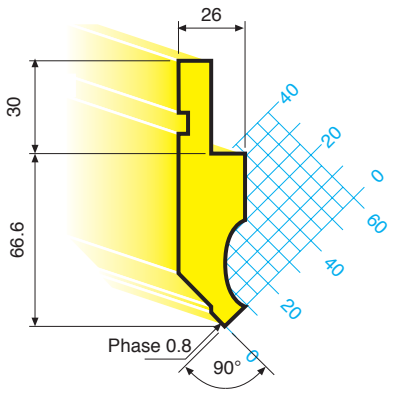

SOLID 100 T / m

★ 1011 / 45°

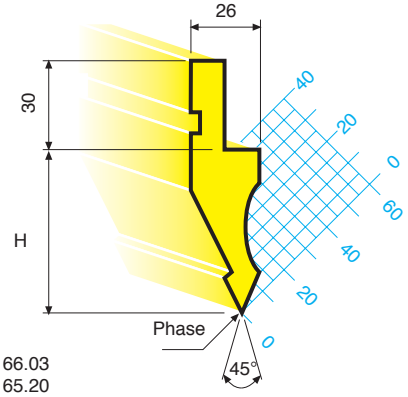

Phase
0.8 mm / H = 66.03
1.5 mm / H = 65.20

SOLID 70 T / m

★ 1011 / A / 45°

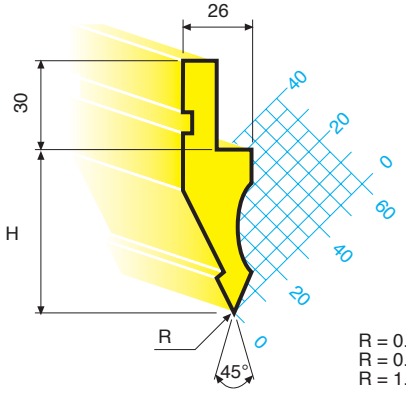

R = 0.4 mm / H = 66.40
R = 0.8 mm / H = 66.03
R = 1.5 mm / H = 65.20

SOLID 70 T / m

Lunghezza Standard: *Standard Lenght:* Standardlängen: *Longueur Standard:*	835 mm; 415 mm; 835 frazionati *835 mm; 415 mm; 835 sectioned* 835 mm; 415 mm; 835 sektioniert *835 mm; 415 mm; 835 fractionné*

★ 3864 / 35° / 1

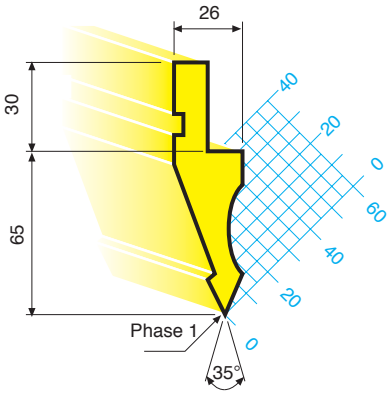

SOLID 50 T / m

★ 1012 / 35° / 1

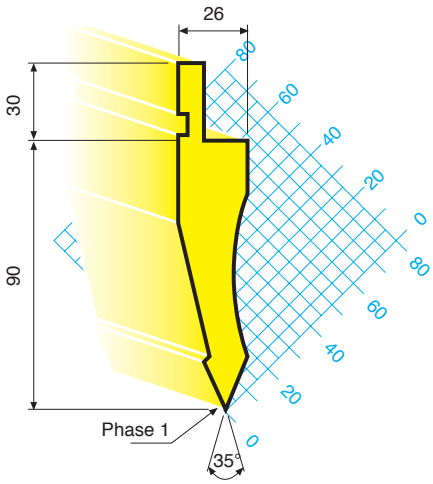

SOLID 50 T / m

★ 1012 / A / 35°

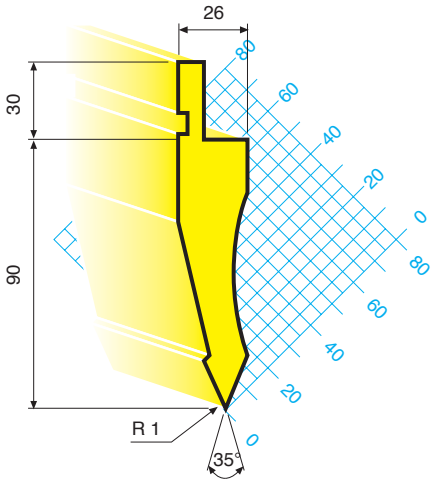

SOLID 50 T / m

★ 1013

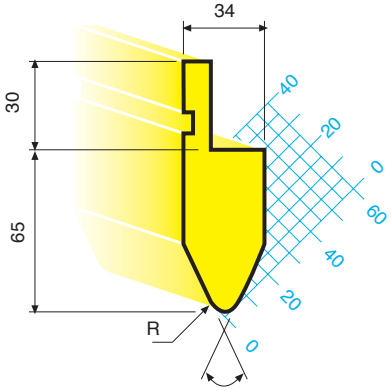

R = 5 mm - 35°
R = 6 mm - 60°
R = 6 mm - 80°

SOLID 100 T / m

★ 1014 / A / 75° / 0.8

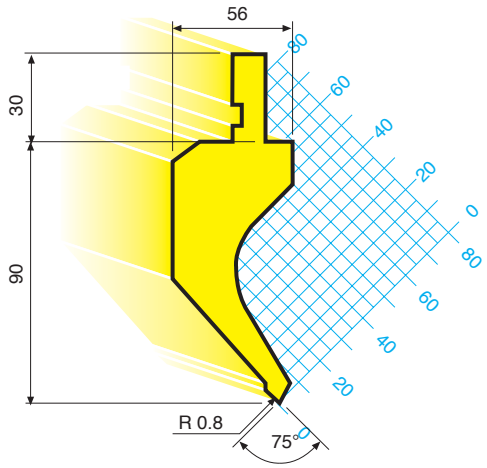

SOLID 50 T / m

★ 1014 / 88°

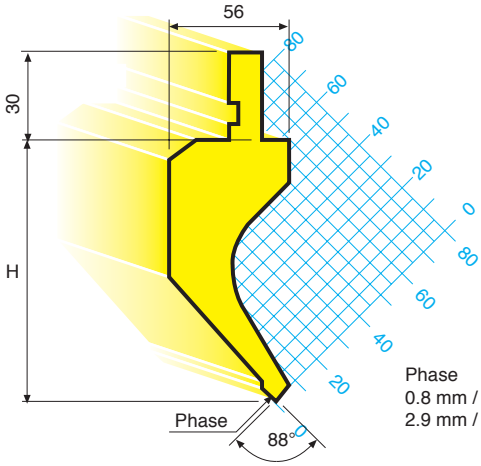

Phase
0.8 mm / H = 89.59
2.9 mm / H = 88.50

SOLID 50 T / m

Utensili per presse piegatrici realizzati con standards di qualità superiore, temprati a induzione sulle parti di lavoro e totalmente rettificati. Mat.: acciaio C 50 (50-52 HRC)★ - Mat.: UNI EN 10083/1 - ISO 683 - (42CrM04) - (53-60 HRC)★★

Press Brake Tooling in best quality, induction hardened and ground on the working surfaces. Mat.: CK 50 (50-52 HRC)★ - Mat.: UNI EN 10083/1 - ISO 683 - (42CrM04) - 53-60 HRC)★★

★ 1014 / A / 88°

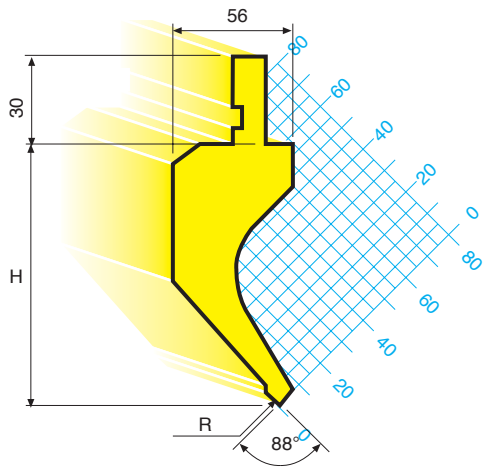

R 0.2 mm / H = 89.91
R 0.8 mm / H = 89.65
R 3 mm / H = 88.68

SOLID 50 T / m

24h

★ 1014 / 88° / 0.8 / 6

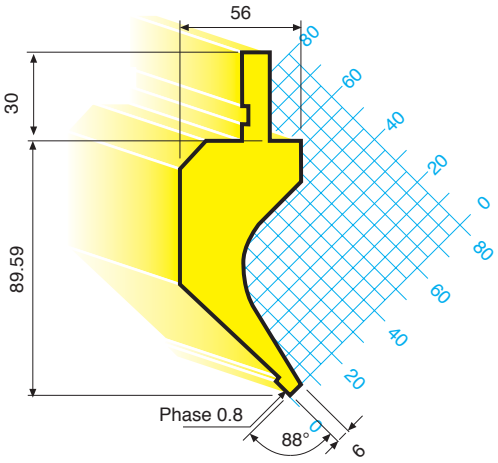

SOLID 50 T / m

24h

★ 1014 / A / 88° / 0.8 / 6

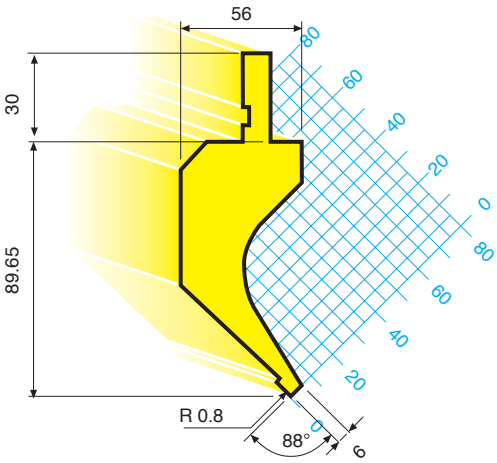

SOLID 50 T / m

24h

★ 1014 / 90° / 0.8

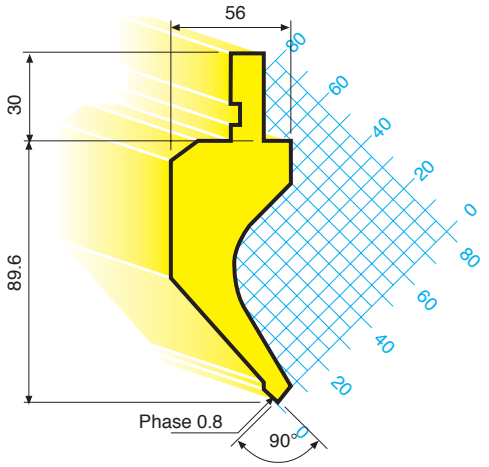

SOLID 50 T / m

24h

★ 1015 / A / 88°

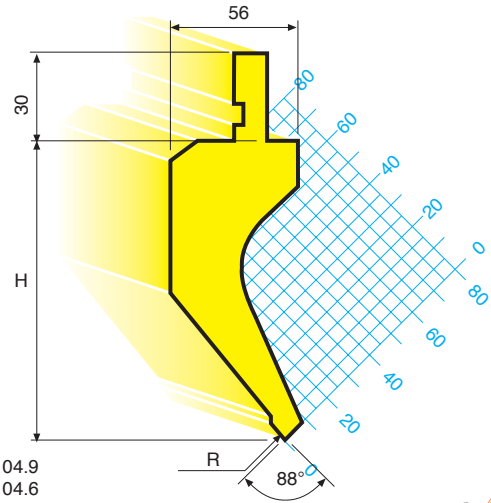

R 0.2 / H = 104.9
R 0.8 / H = 104.6
R 1.5 / H = 103.9

SOLID 50 T / m

24h

★ 1015 / 88°

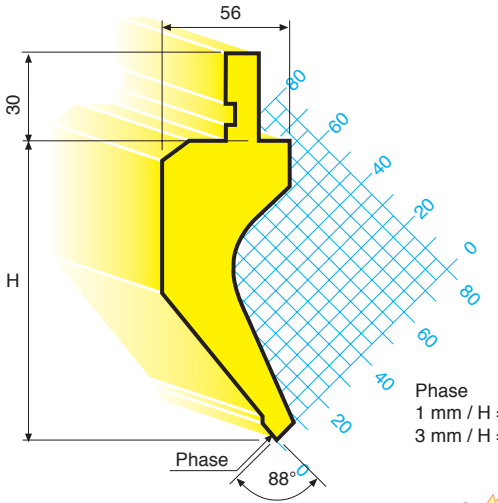

Phase
1 mm / H = 104.48
3 mm / H = 103.45

SOLID 50 T / m

24h

Abkantwerkzeuge in bester Qualität, indukctionsgehärtet - Arbeitsflächen geschliffen. Mat.: CK 50 (50-52 HRC)★ - Mat.: UNI EN 100083/1 - ISO 683 - (42CrM04) - (53-60 HRC)★★

Outils de pliage de qualité supérieure trempés par induction avec faces principales rectifiées. Mat.: CK 50 (50-52 HRC)★ - Mat.: UNI EN 10083/1 - ISO 683 - (42CrM04) - (53-60 HRC)★★

★ 1015 / 90° / 1

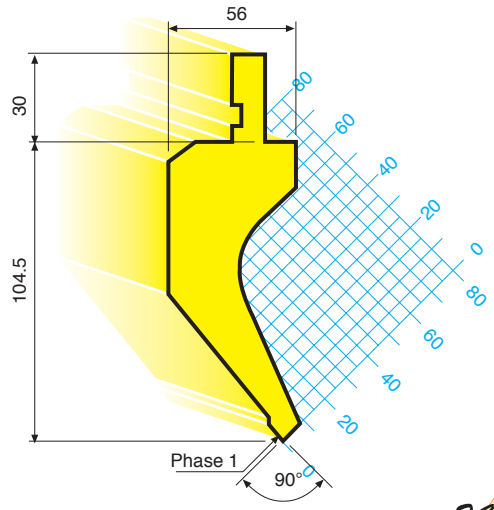

SOLID 50 T / m

★ 1016 / α / 0.6

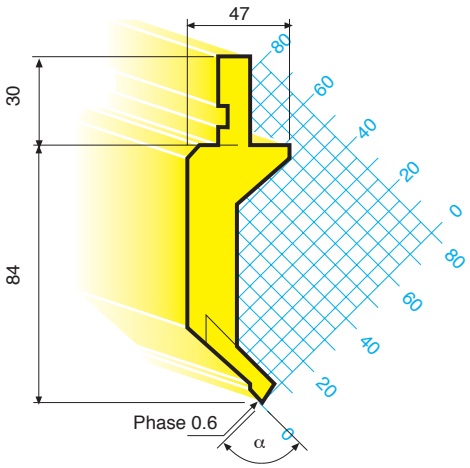

α = 88°
= 90°

SOLID 15 T / m

★ 1017 / 26° / 0.8

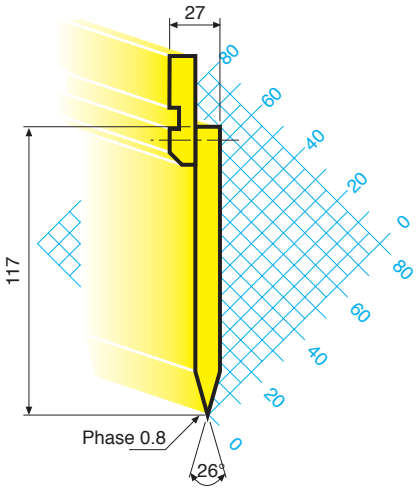

SOLID 50 T / m

★ 1017 / A / 30° / 0.8 / W

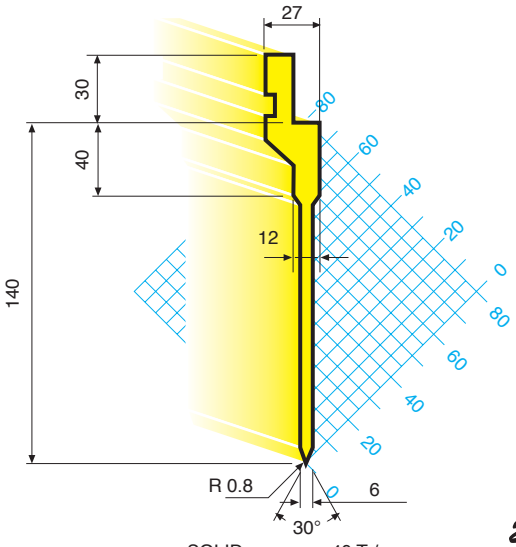

SOLID 40 T / m

★ 1017 / 35° / 0.8

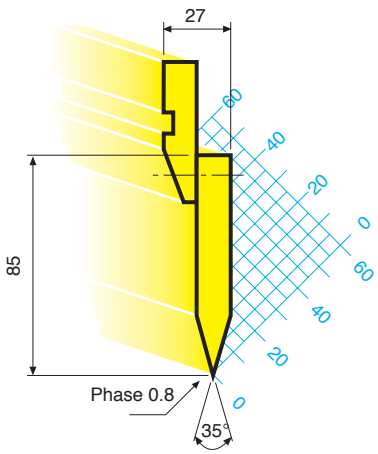

SOLID 50 T / m

★ 1018 / 60° / 0.8

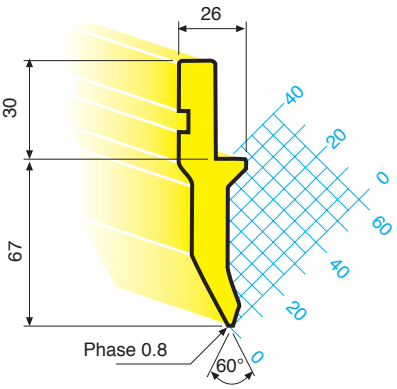

SOLID 50 T / m

Lunghezza Standard: *Standard Lenght:* Standardlängen: *Longueur Standard:*	835 mm; 415 mm; 835 frazionati *835 mm; 415 mm; 835 sectioned* 835 mm; 415 mm; 835 sektioniert *835 mm; 415 mm; 835 fractionné*

★ 1019 / A / 88°

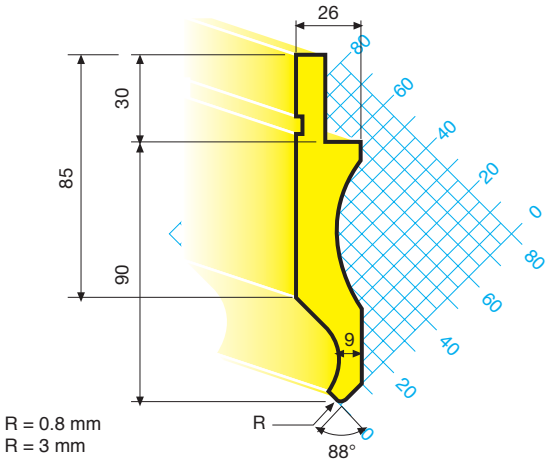

SOLID 50 T / m

★ 1020 / A / 75° / 0.8

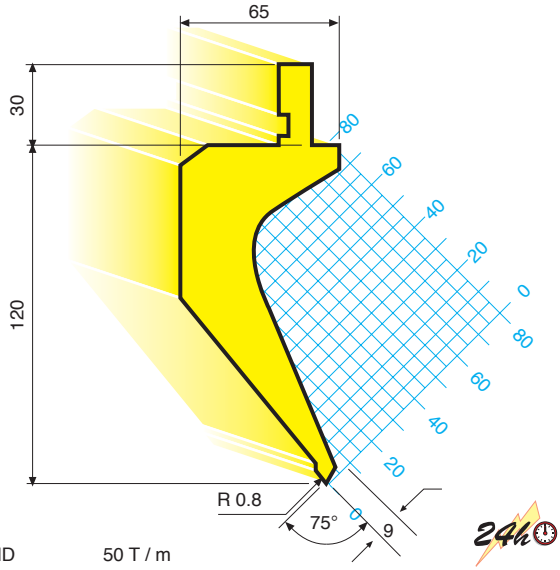

SOLID 50 T / m

★ 1020 / A / 88° / 0.2

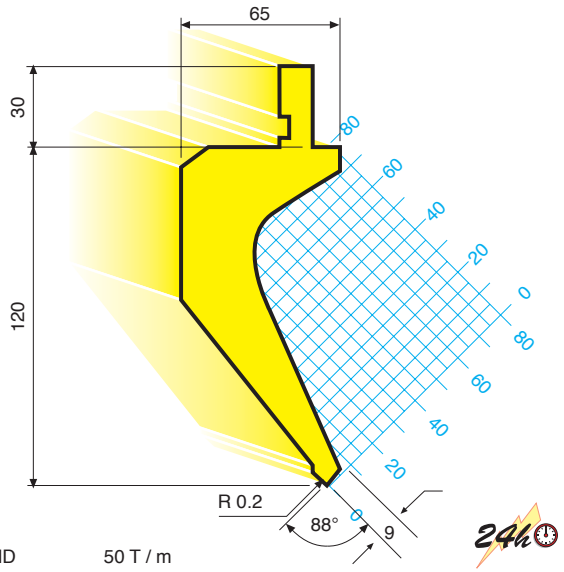

SOLID 50 T / m

★ 1021 / A / 30° / 0.8

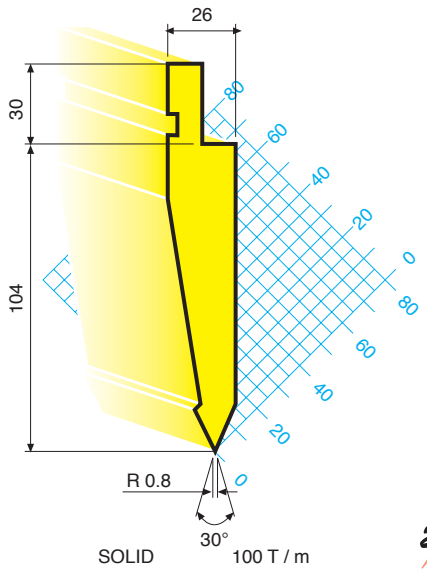

SOLID 100 T / m

★ 1022 / A / 75° / 0.8

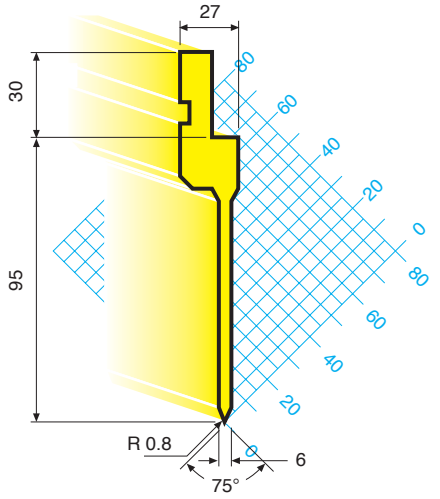

SOLID 50 T / m

★ 1022 / A / 88° / 0.2

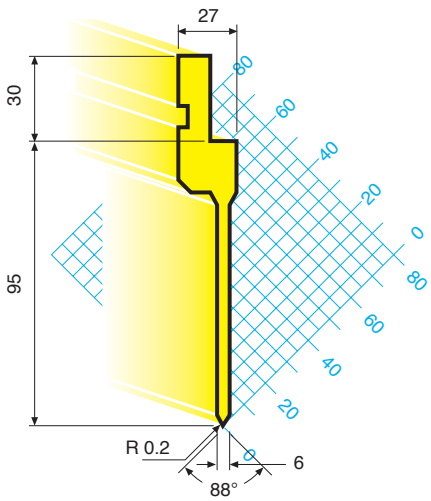

SOLID 50 T / m

Utensili per presse piegatrici realizzati con standards di qualità superiore, temprati a induzione sulle parti di lavoro e totalmente rettificati. Mat.: acciaio C 50 (50-52 HRC)★ - Mat.: UNI EN 10083/1 - ISO 683 - (42CrM04) - (53-60 HRC)★★

Press Brake Tooling in best quality, induction hardened and ground on the working surfaces. Mat.: CK 50 (50-52 HRC)★ - Mat.: UNI EN 10083/1 - ISO 683 - (42CrM04) - 53-60 HRC)★★

★ 1023 / A / 88° / 0.2

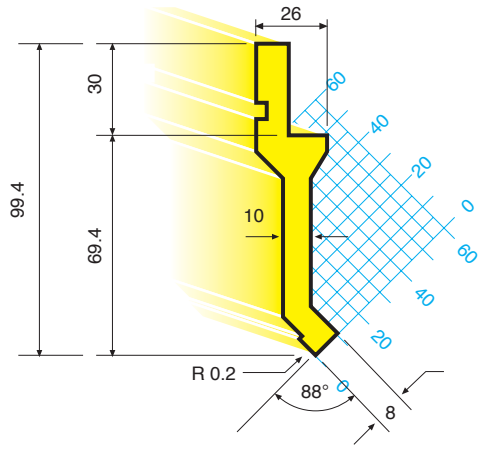

SOLID 30 T / m

★ 1023 / A / 90° / 0.2

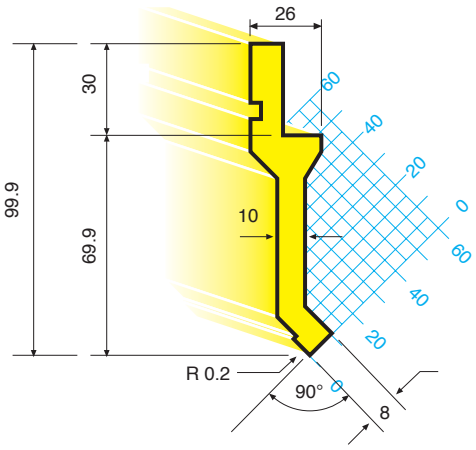

SOLID 30 T / m

★ 1024 / A / 88° / 0.2

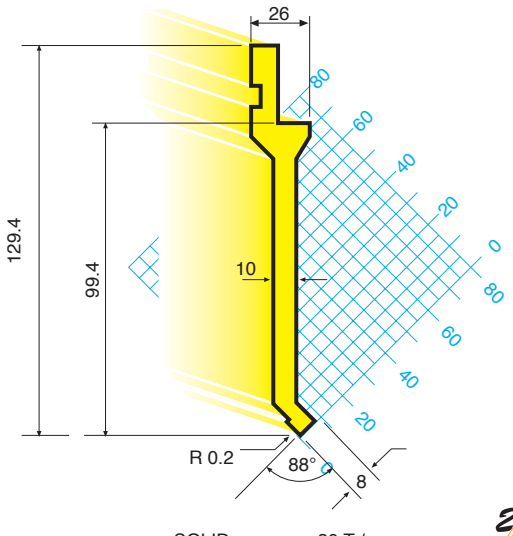

SOLID 30 T / m

★ 1025 / A / 88° / 0.2

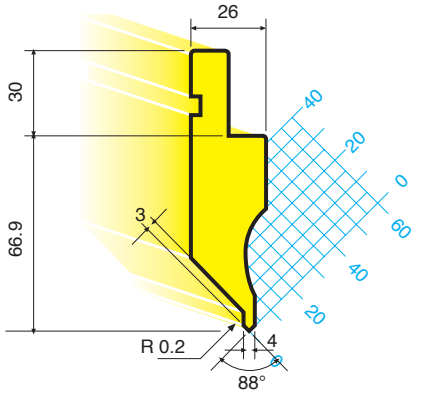

SOLID 40 T / m

★ 1026 / α / 0.2

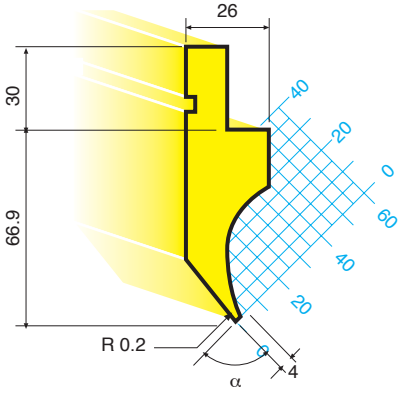

α = 90°
= 88°

SOLID 20 T / m

★ 1027 / A / 30° / 0.8

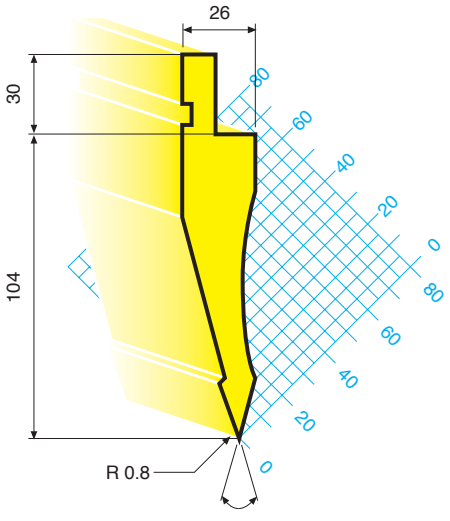

SOLID 50 T / m

Abkantwerkzeuge in bester Qualität, indukctionsgehärtet - Arbeitsflächen geschliffen. Mat.: CK 50 (50-52 HRC)★ - Mat.: UNI EN 100083/1 - ISO 683 - (42CrM04) - (53-60 HRC)★★

Outils de pliage de qualité supérieure trempés par induction avec faces principales rectifiées. Mat.: CK 50 (50-52 HRC)★ - Mat.: UNI EN 10083/1 - ISO 683 - (42CrM04) - (53-60 HRC)★★

★ 1028 / A / 88° / 0.8

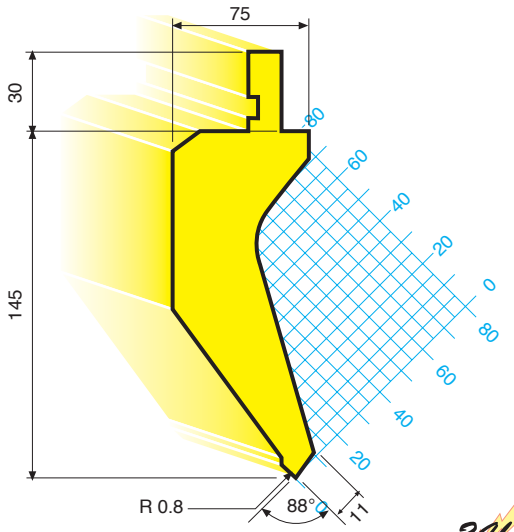

SOLID 80 T / m

★ 1029 / A / 85°

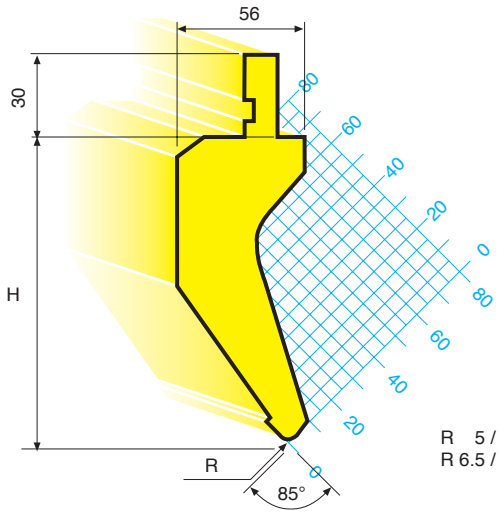

R 5 / H = 105
R 6.5 / H = 104.3

SOLID 70 T / m

★ 1030 / A / 88° / 0.8

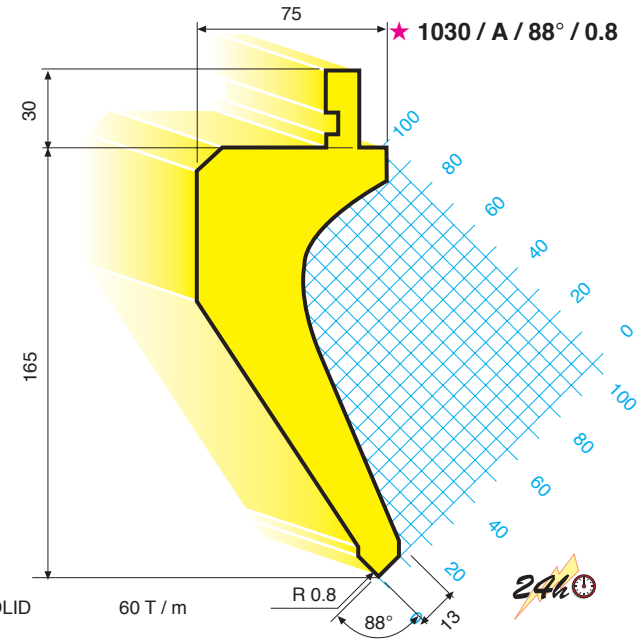

SOLID 60 T / m

★ 1031 / A / 60° / 0.8

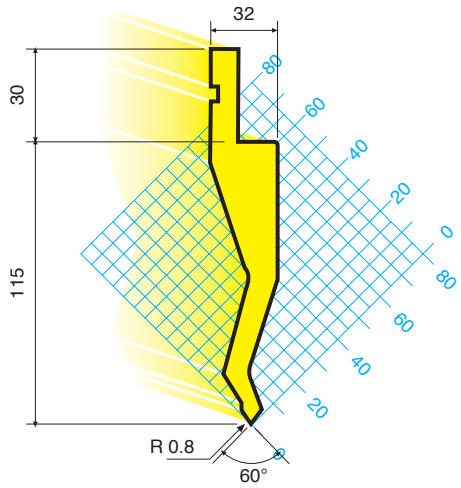

SOLID 60 T / m

★ 1032 / A / 88° / 0.8

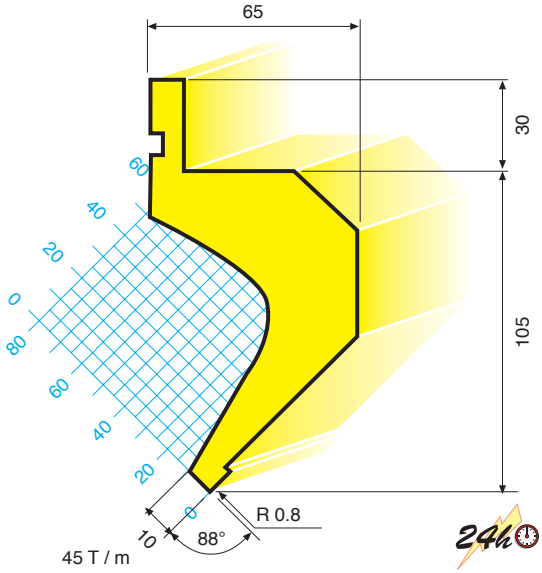

SOLID 45 T / m

★ 1033 / A / 28° / 0.6

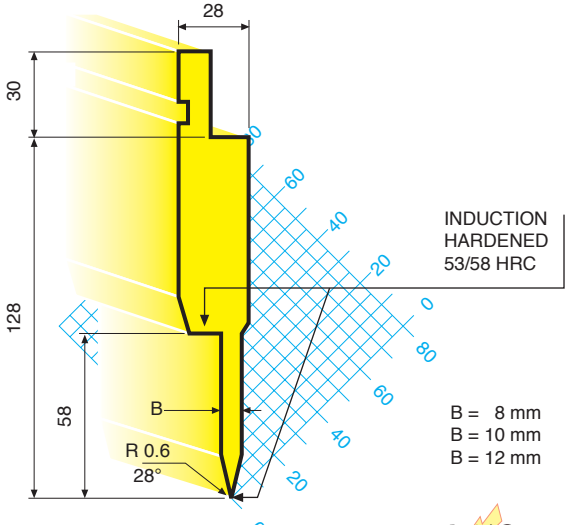

B = 8 mm
B = 10 mm
B = 12 mm

SOLID 70 T / m

Lunghezza Standard: *Standard Lenght:* Standardlängen: *Longueur Standard:*	835 mm; 415 mm; 835 frazionati *835 mm; 415 mm; 835 sectioned* 835 mm; 415 mm; 835 sektioniert *835 mm; 415 mm; 835 fractionné*

4003

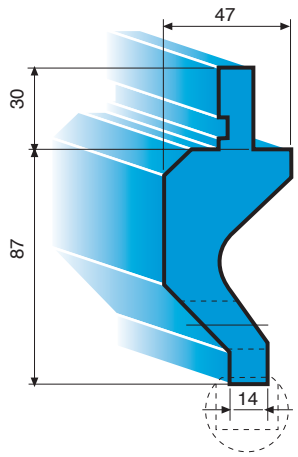

SOLID 50 T / m

4004

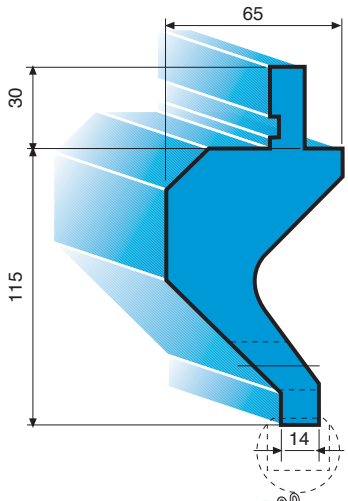

SOLID 50 T / m

4005

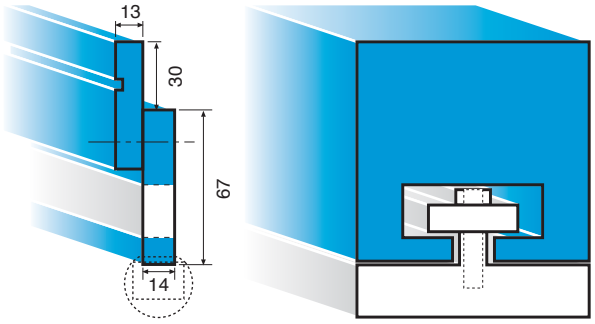

100 T / m

★★ **4002**

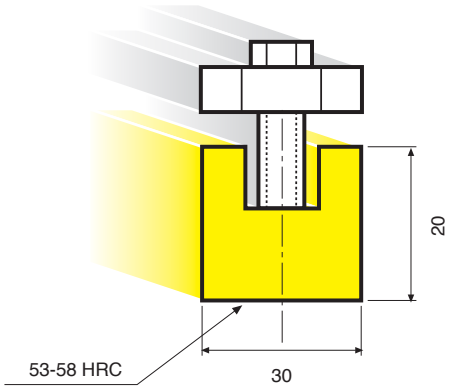

SOLID 100 T / m

4009 / R

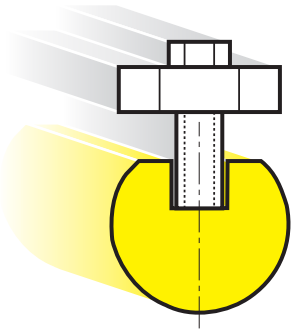

R = 7,5 mm
R = 10 mm
R = 12,5 mm
R = 15 mm
R = 17,5 mm
R = 20 mm
R = 25 mm
R = 30 mm
R = 40 mm
R = 50 mm

SOLID 100 T / m

Frazionatura standard per 835 mm • *Standard sectioning for 835 mm*
Standard Sektionierung für 835 mm • *Fractionnement standard pour 835 mm*

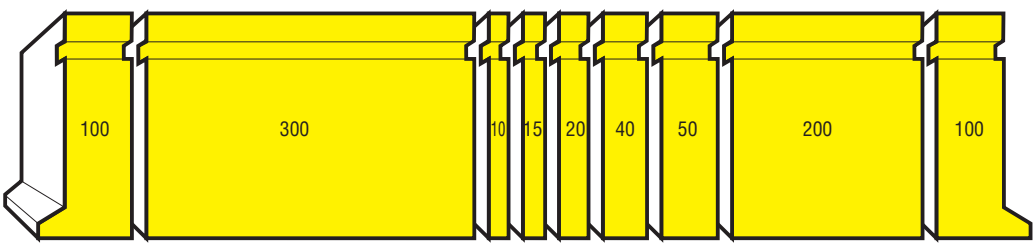

Grafico del limite di piegatura - *Bend Limit Graphic*
1010 - 1010 / A

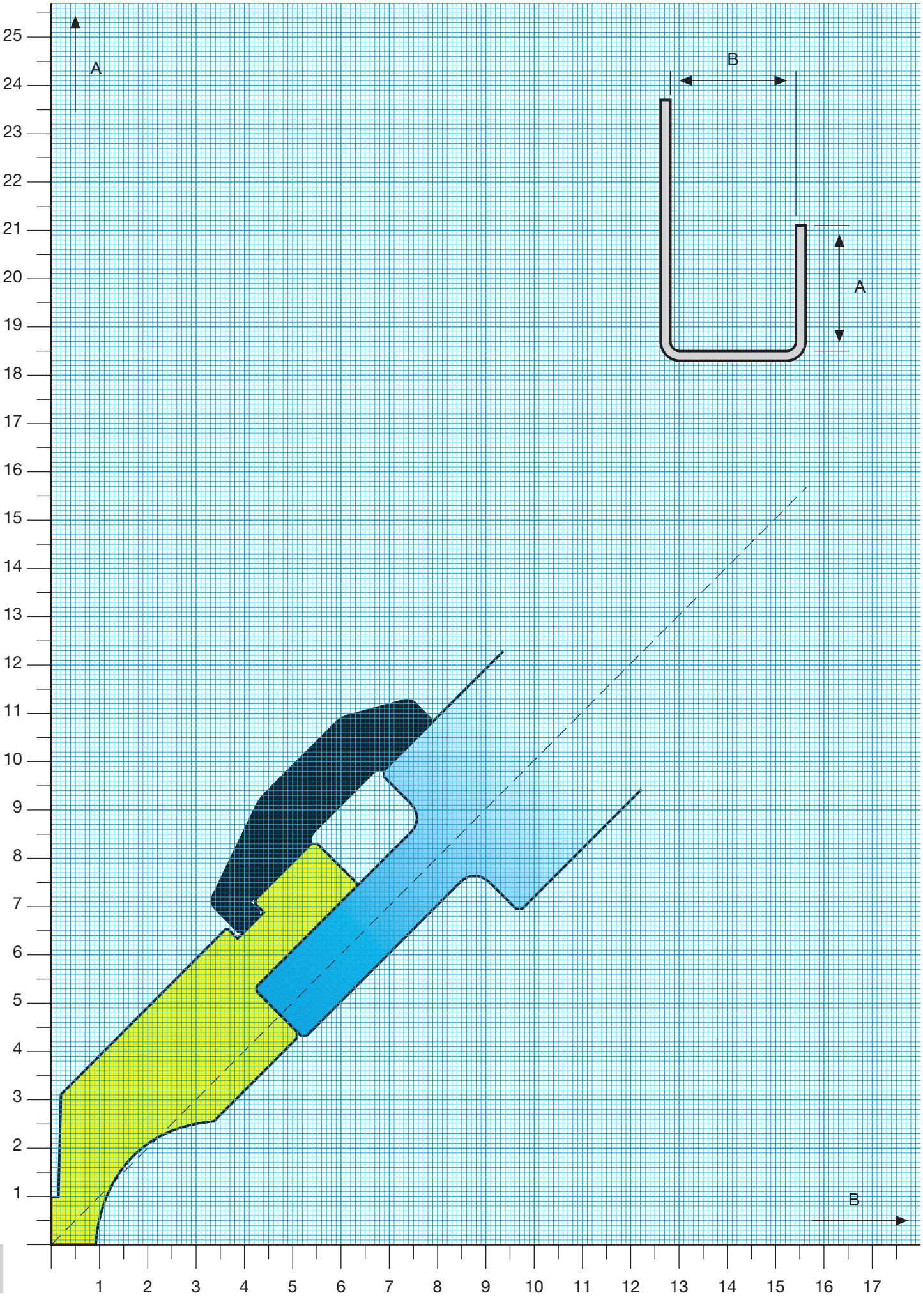

Grafico del limite di piegatura - *Bend Limit Graphic*
1026

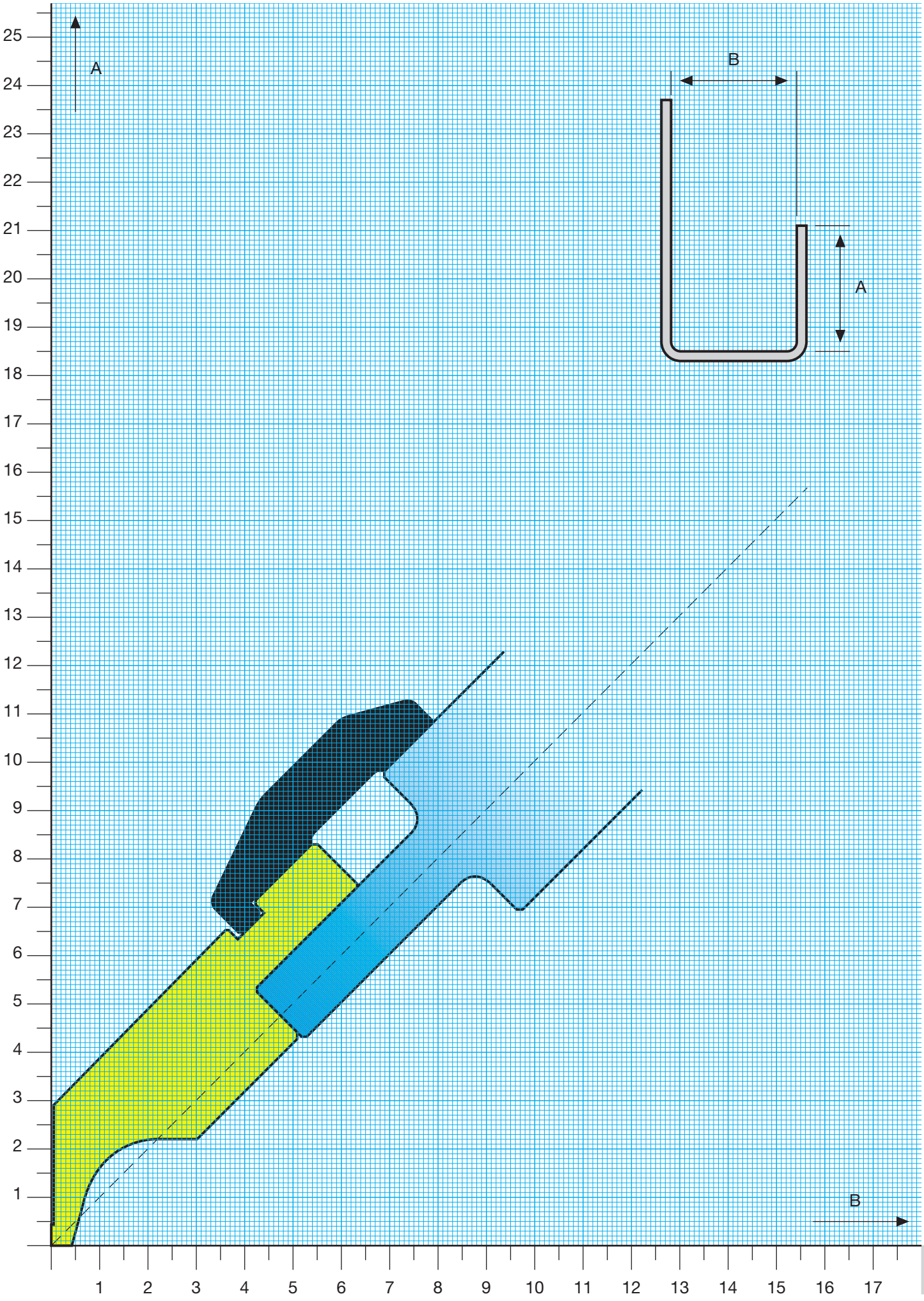

Grafico del limite di piegatura - *Bend Limit Graphic*
1014 - 1014 / A

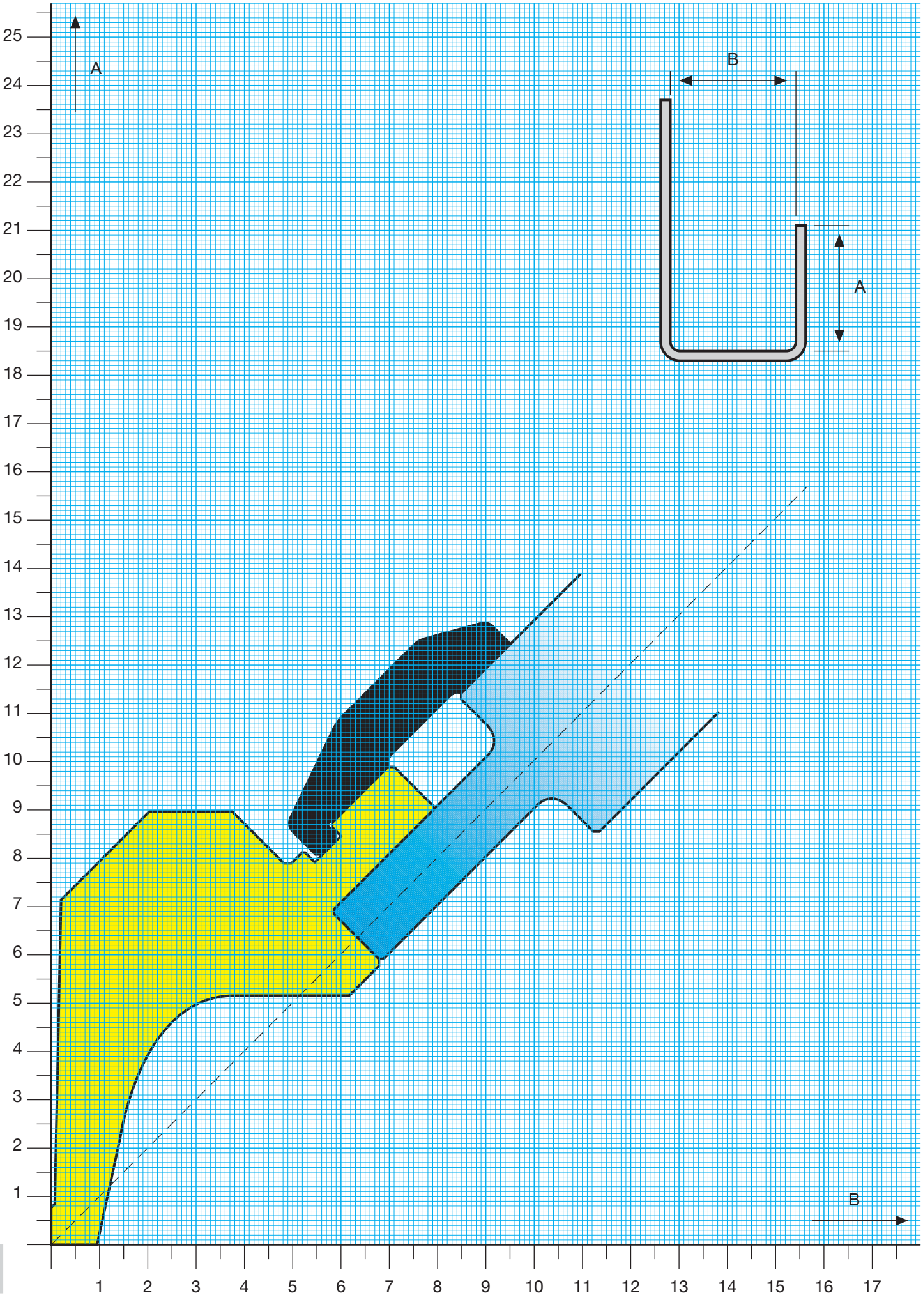

Grafico del limite di piegatura - *Bend Limit Graphic*
1014 / A / 6

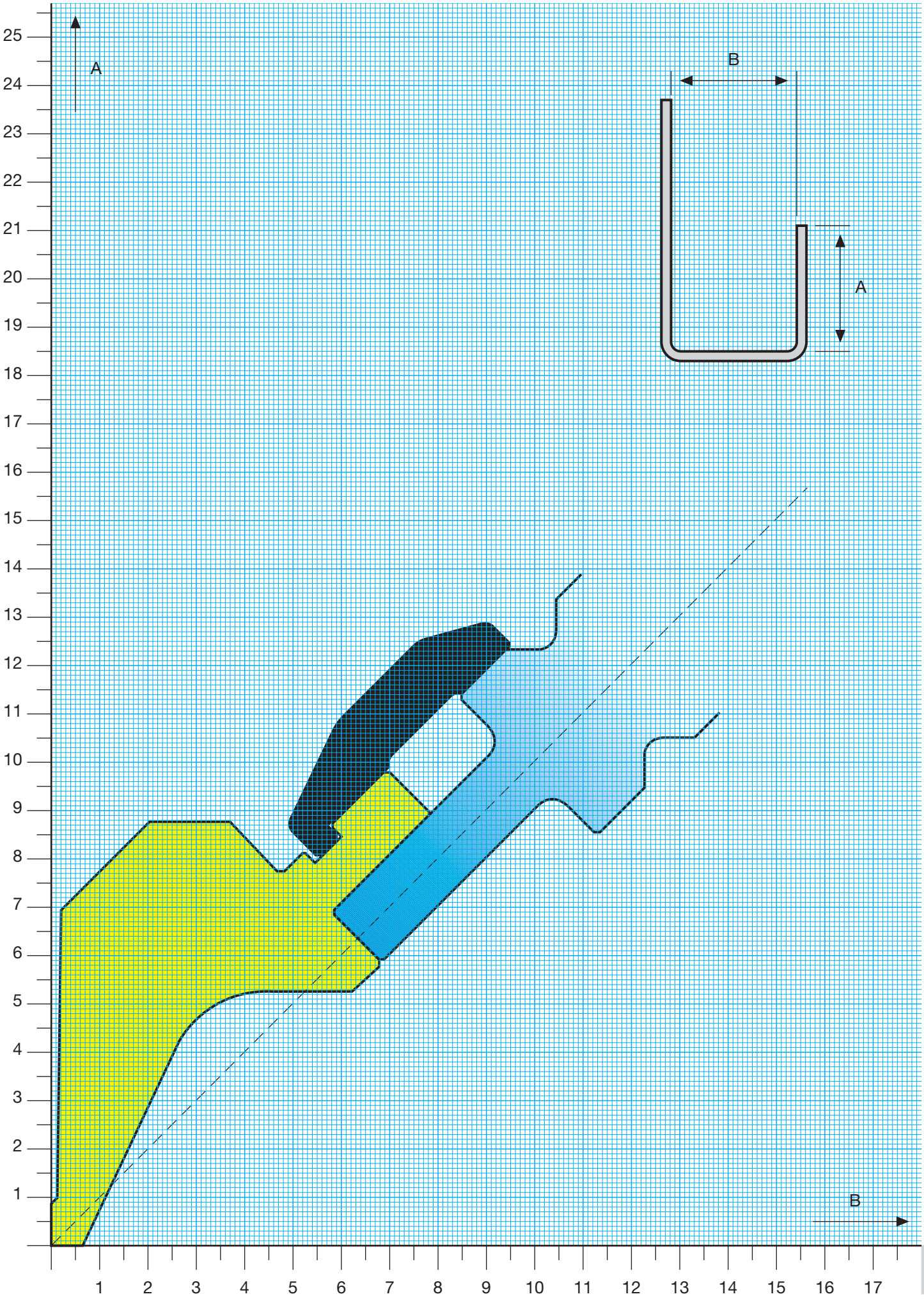

Grafico del limite di piegatura - *Bend Limit Graphic*
1015 - 1015 / A

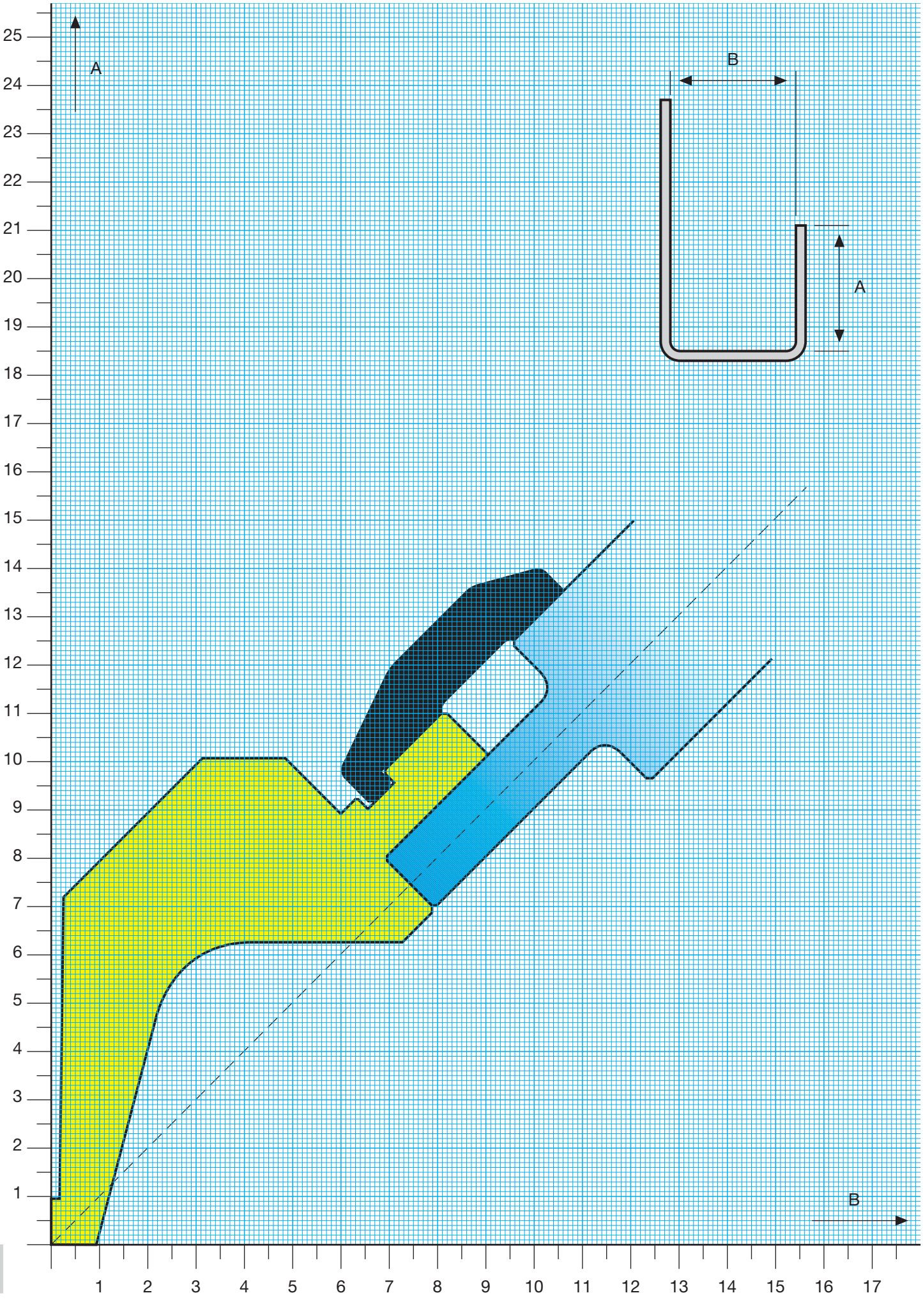

Grafico del limite di piegatura - *Bend Limit Graphic*
1020 / A

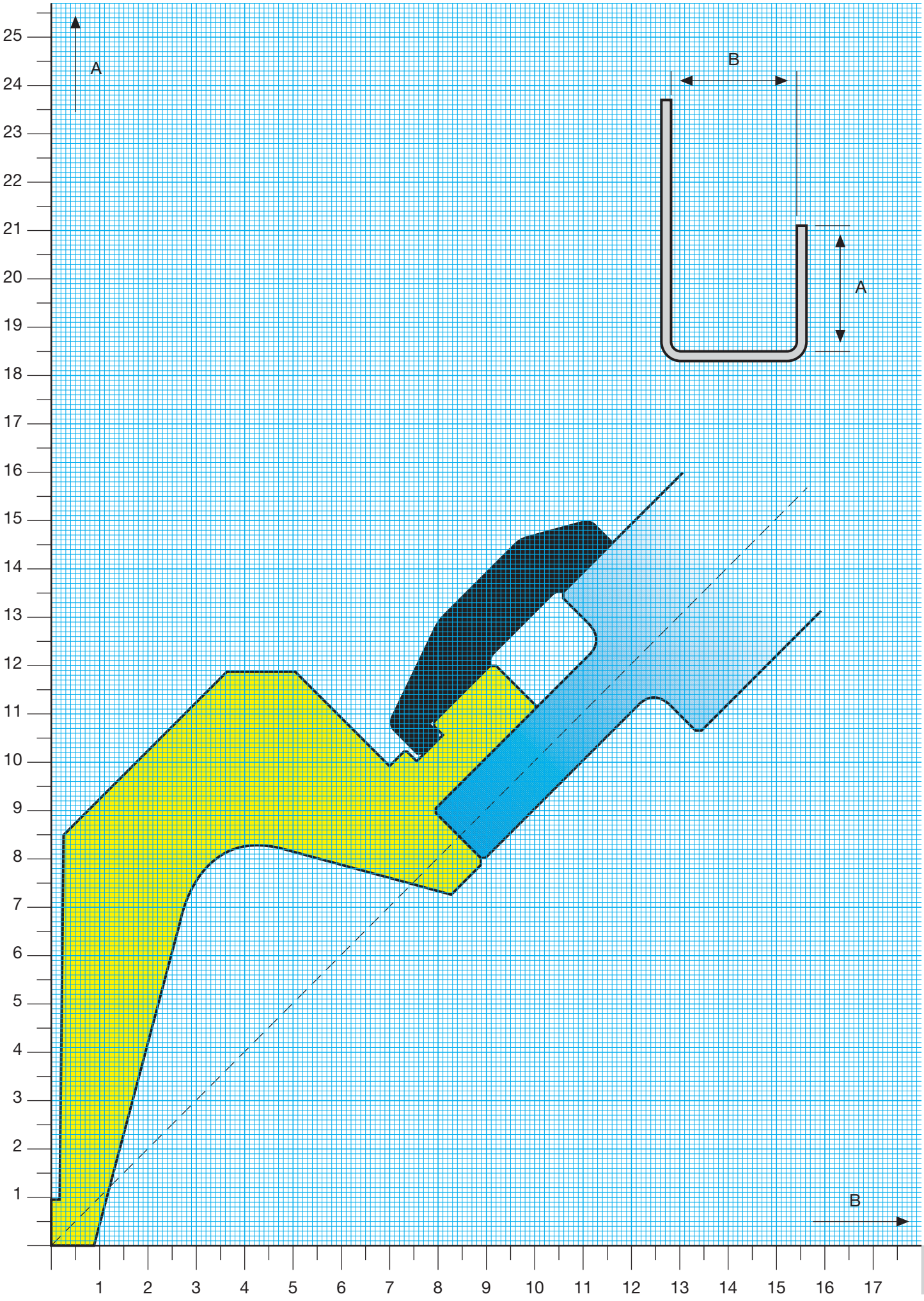

Grafico del limite di piegatura - *Bend Limit Graphic*
1023

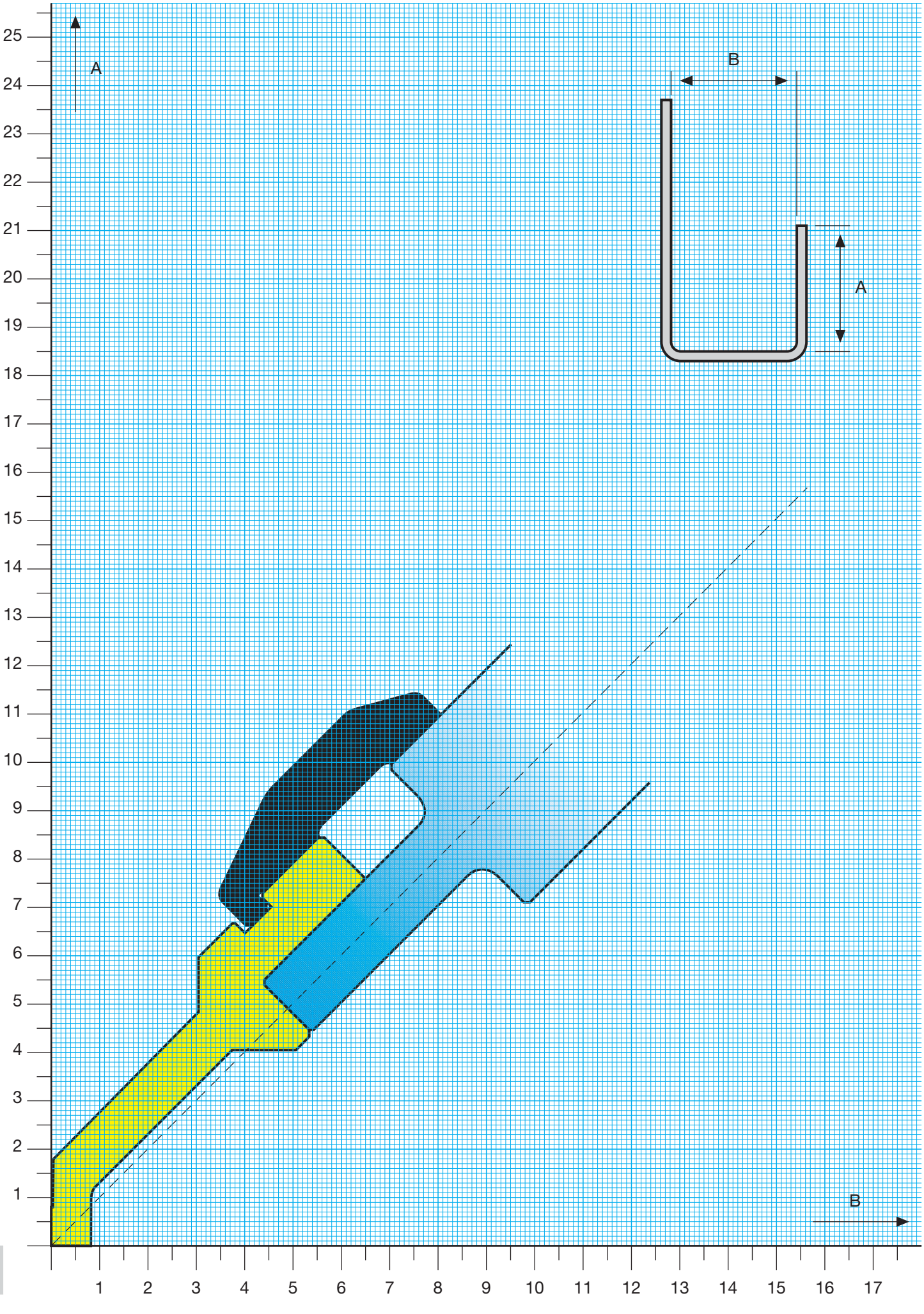

Grafico del limite di piegatura - *Bend Limit Graphic*
1024 / A

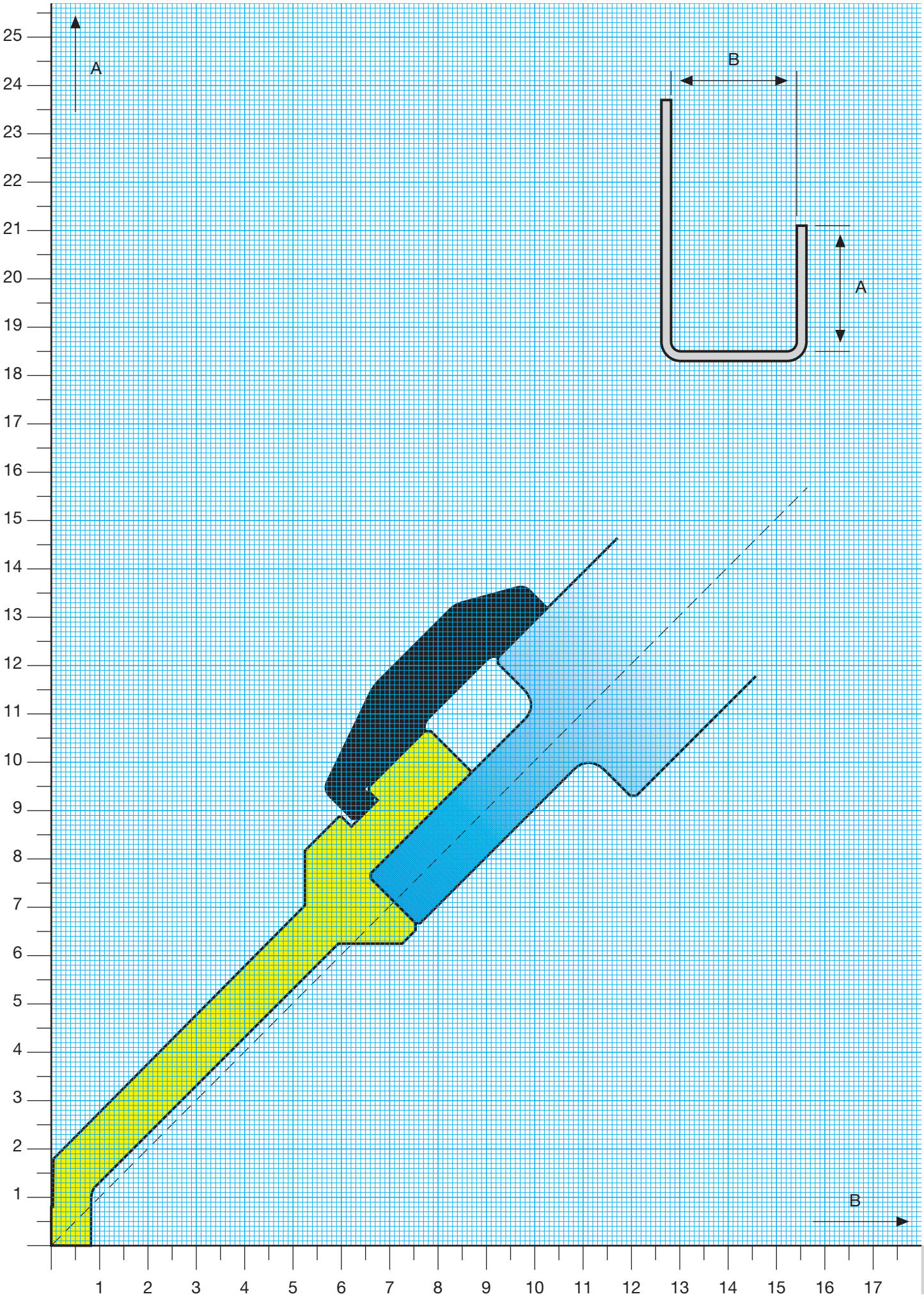

Grafico del limite di piegatura - *Bend Limit Graphic*
1022

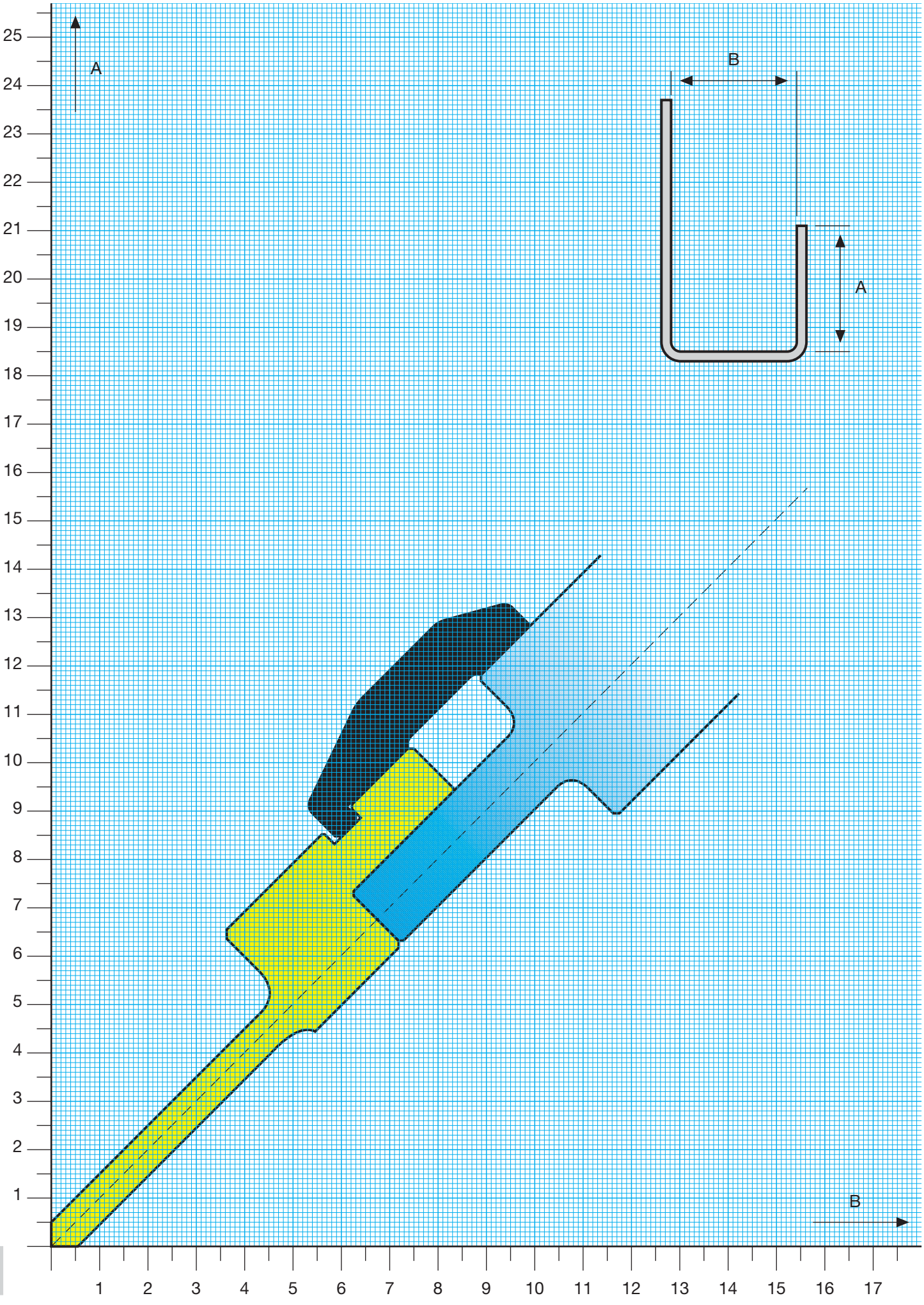

Grafico del limite di piegatura - *Bend Limit Graphic*
1021

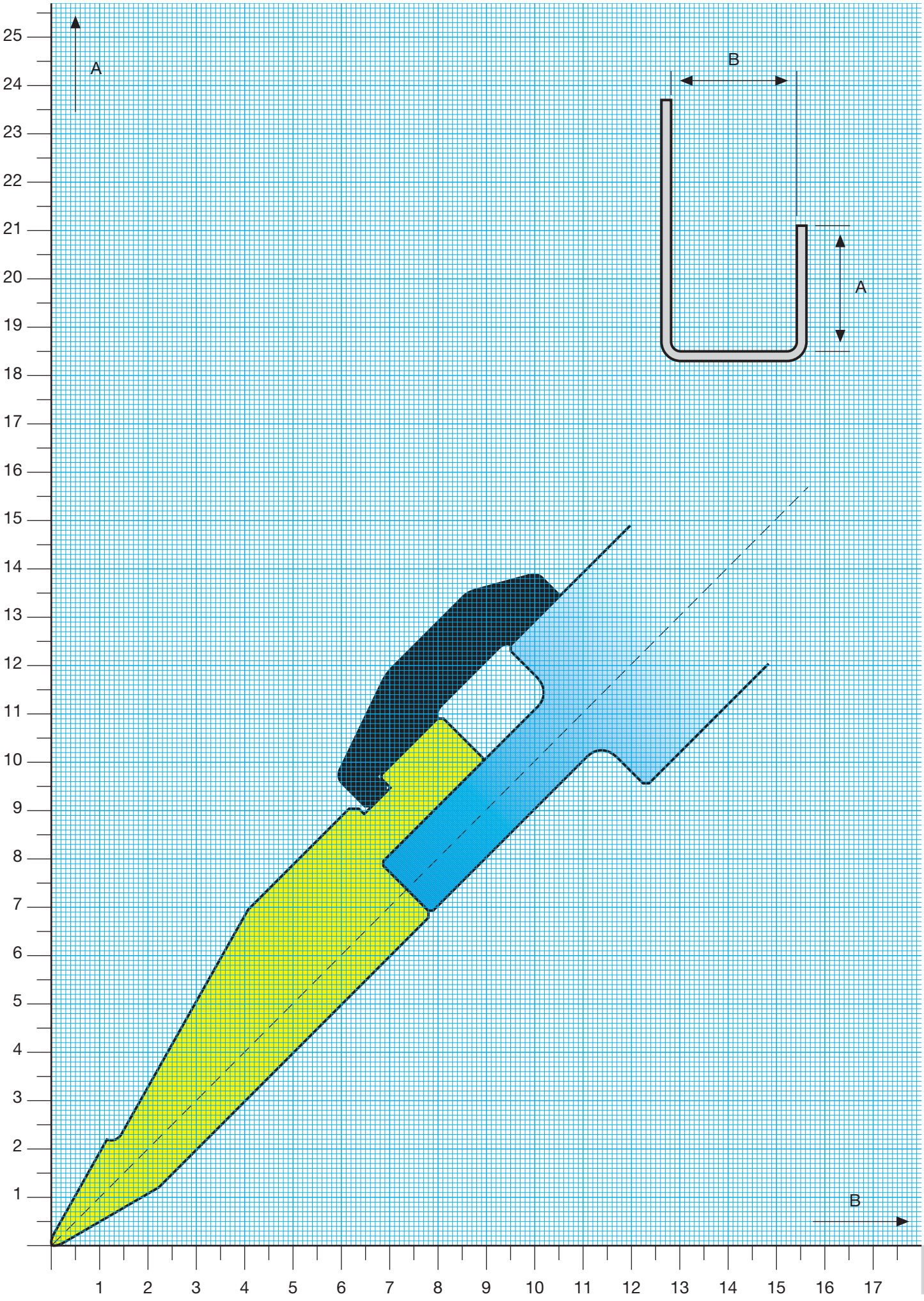

Grafico del limite di piegatura - *Bend Limit Graphic*
1027

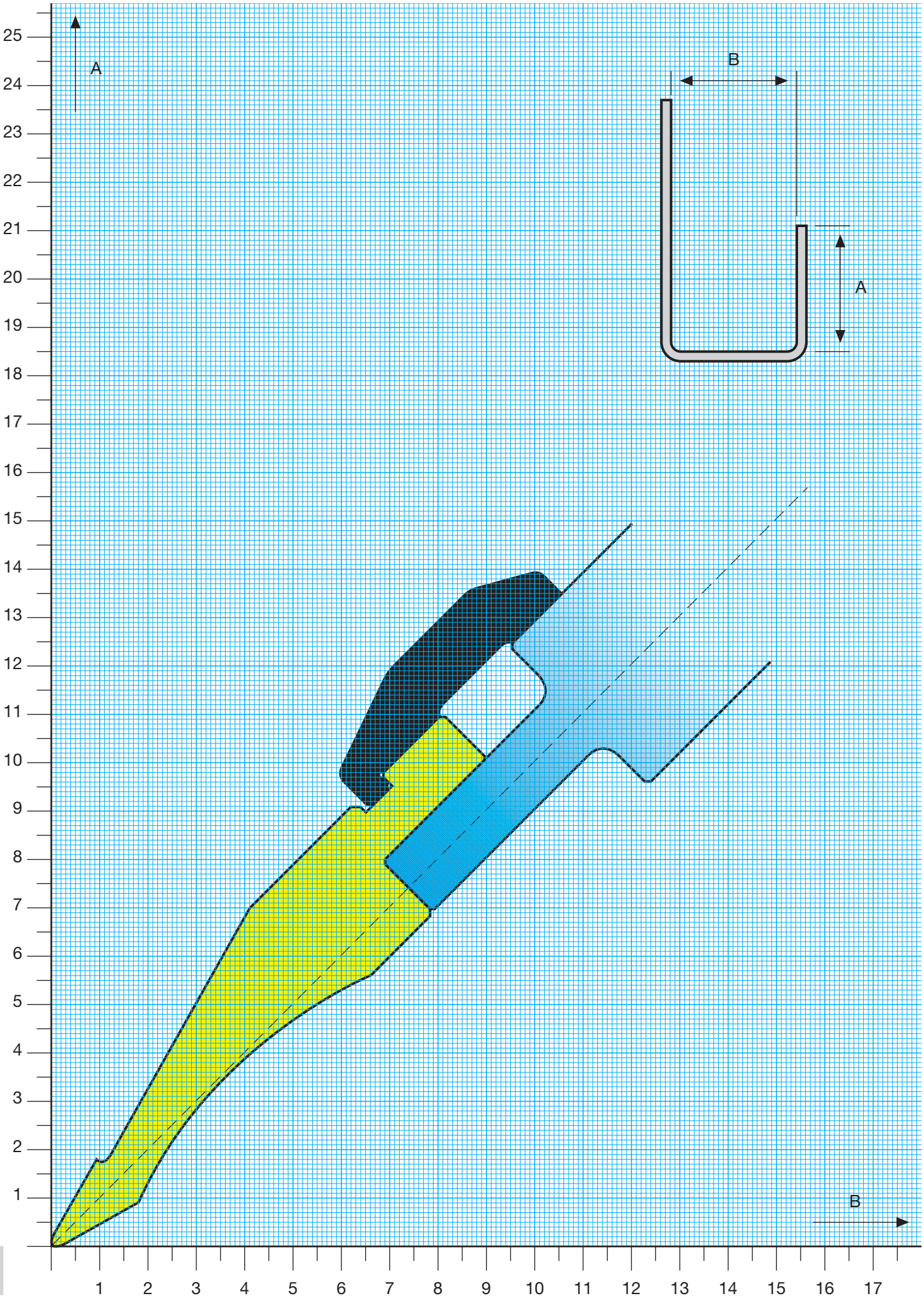

MATRICI
DIES

EURAM / 2015 / 88°

Utensili per presse piegatrici realizzati con standards di qualità superiore, temprati a induzione sulle parti di lavoro e totalmente rettificati. Mat.: acciaio C 50 (50-52 HRC)★ - Mat.: UNI EN 10083/1 - ISO 683 - (42CrM04) - (53-60 HRC)★★

Press Brake Tooling in best quality, induction hardened and ground on the working surfaces. Mat.: CK 50 (50-52 HRC)★ - Mat.: UNI EN 10083/1 - ISO 683 - (42CrM04) - 53-60 HRC)★★

★ 2008

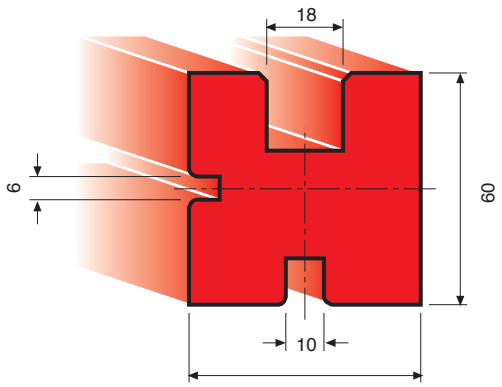

SOLID 100 T / m

24h

★ ★★ 2009

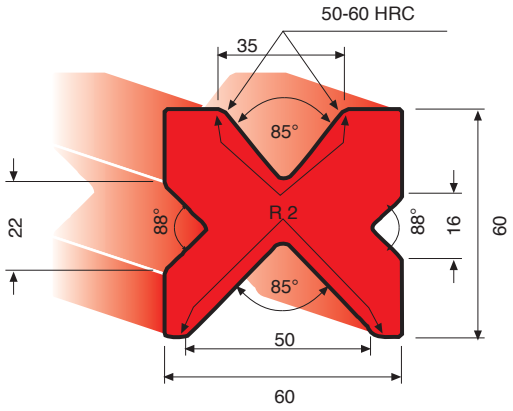

SOLID 100 T / m

24h

★★ 2009 / 85°

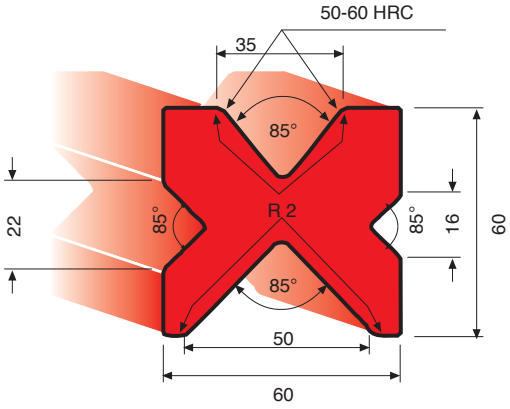

SOLID 100 T / m

24h

★ 2009 / 60°

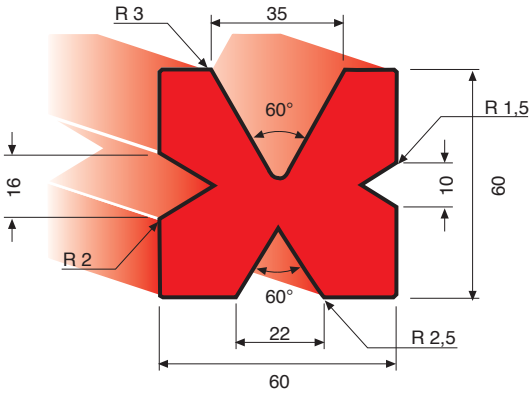

SOLID 80 T / m

6 weeks

★ 2009 / SPEC

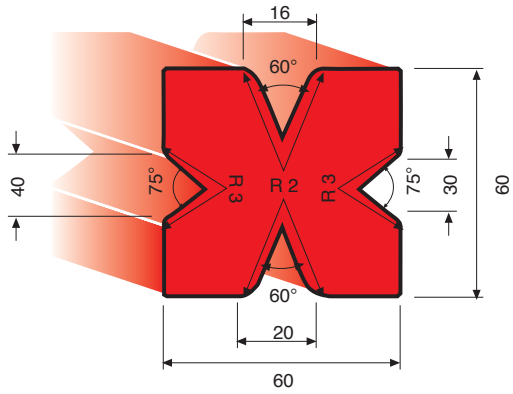

SOLID 30 T / m

6 weeks

★★ 2011 / A / 18 / 30°

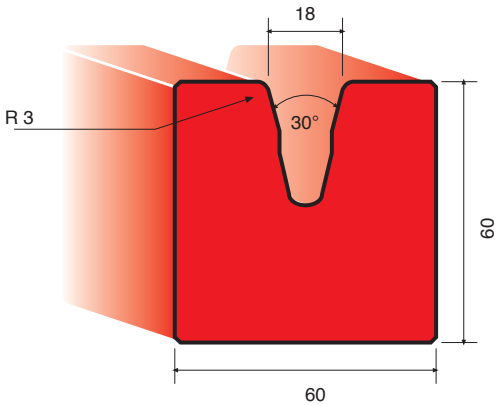

SOLID 80 T / m

24h

Abkantwerkzeuge in bester Qualität, indukctionsgehärtet - Arbeitsflächen geschliffen. Mat.: CK 50 (50-52 HRC)★ - Mat.: UNI EN 100083/1 - ISO 683 - (42CrM04) - (53-60 HRC)★★

Outils de pliage de qualité supérieure trempés par induction avec faces principales rectifiées. Mat.: CK 50 (50-52 HRC)★ - Mat.: UNI EN 10083/1 - ISO 683 - (42CrM04) - (53-60 HRC)★★

★★ 2011 / A / 32 / 45°

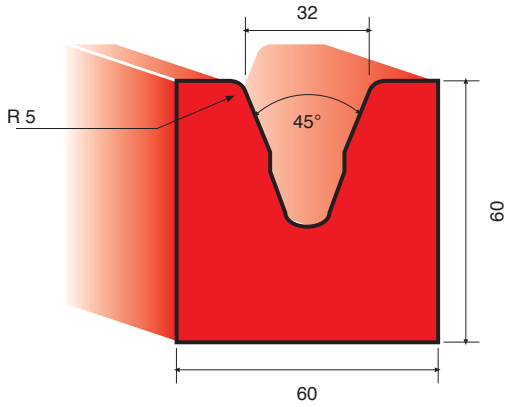

SOLID 40 T / m

24h

★ ★★ 2011 / 32 / 85°

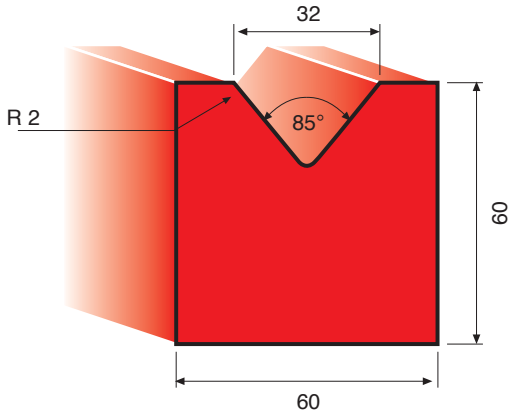

SOLID 100 T / m

24h

★ 2011 / 40 / 45°

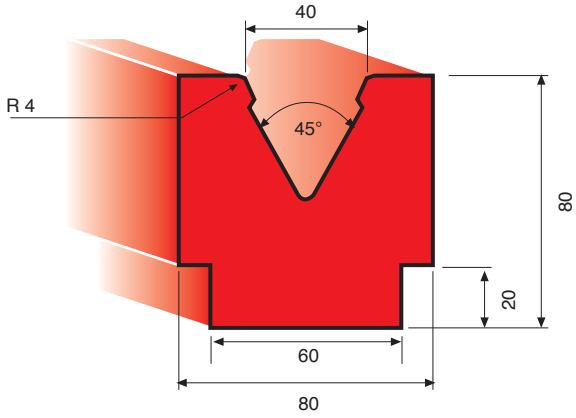

SOLID 100 T / m

24h

★ ★★ 2011 / 40 / 85°

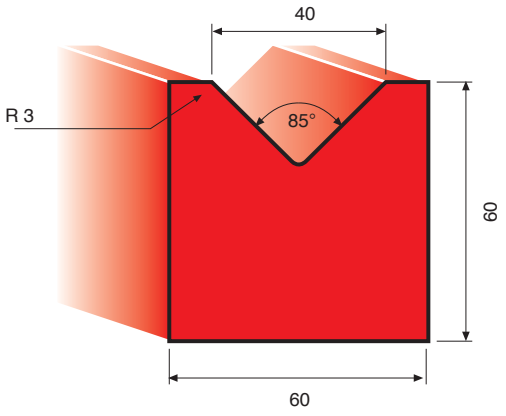

SOLID 100 T / m

24h

★ ★★ 2011 / 50 / 85°

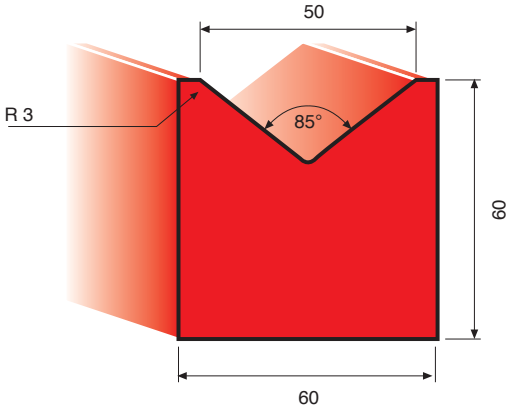

SOLID 100 T / m

24h

★ 2011 / 63 / 60°

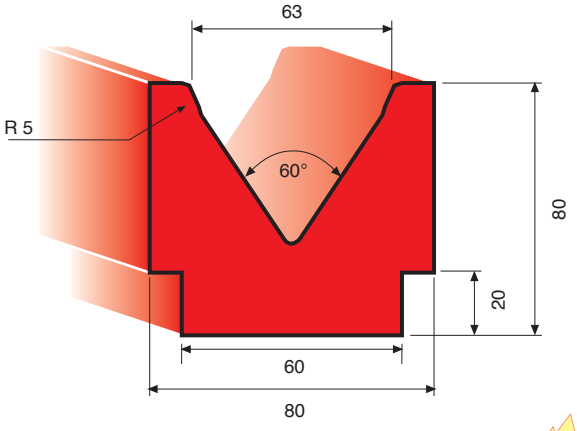

SOLID 100 T / m

24h

Lunghezza Standard: *Standard Lenght:* Standardlängen: *Longueur Standard:*	835 mm; 415 mm; 835 frazionati *835 mm; 415 mm; 835 sectioned* 835 mm; 415 mm; 835 sektioniert *835 mm; 415 mm; 835 fractionné*

★ 2011 / A / 63 / 85°

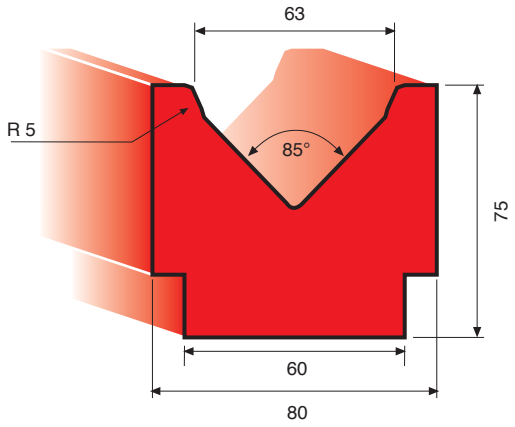

SOLID 100 T / m

★ 2011 / 80 / 45°

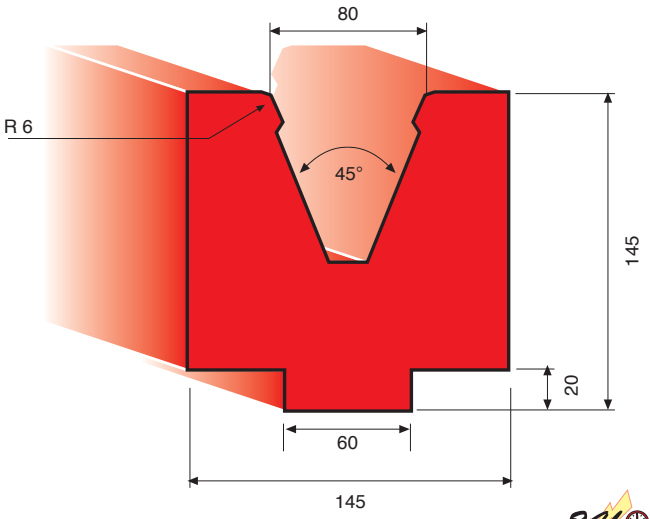

SOLID 100 T / m

★ 2011 / 80 / 85°

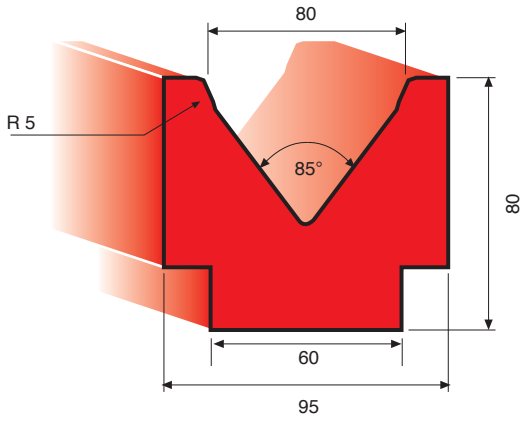

SOLID 100 T / m

★ 2011 / 100 / 85°

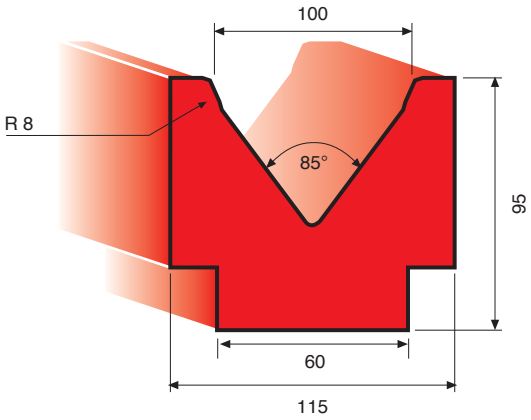

SOLID 100 T / m

★ 2011 / 125 / 80°

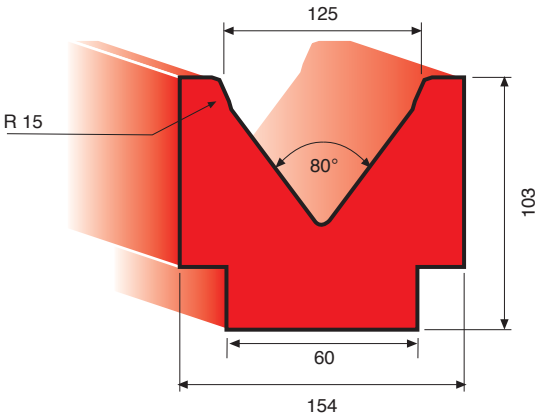

SOLID 100 T / m

★ 2012 / 90° / 88°

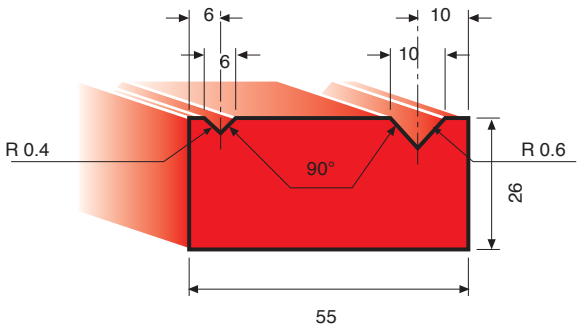

SOLID 100 T / m

Utensili per presse piegatrici realizzati con standards di qualità superiore, temprati a induzione sulle parti di lavoro e totalmente rettificati. Mat.: acciaio C 50 (50-52 HRC)★ - Mat.: UNI EN 10083/1 - ISO 683 - (42CrM04) - (53-60 HRC)★★

Press Brake Tooling in best quality, induction hardened and ground on the working surfaces. Mat.: CK 50 (50-52 HRC)★ - Mat.: UNI EN 10083/1 - ISO 683 - (42CrM04) - 53-60 HRC)★★

★★ 2012 / A / 90°

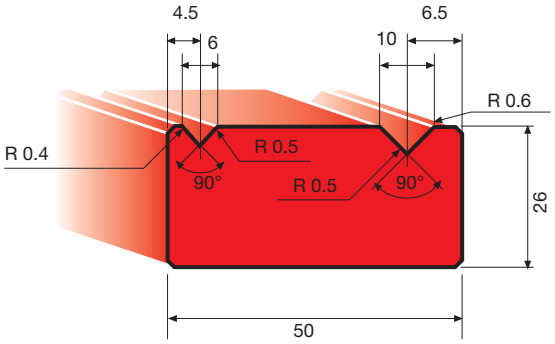

SOLID 80 T / m

★ 2012 / 60°

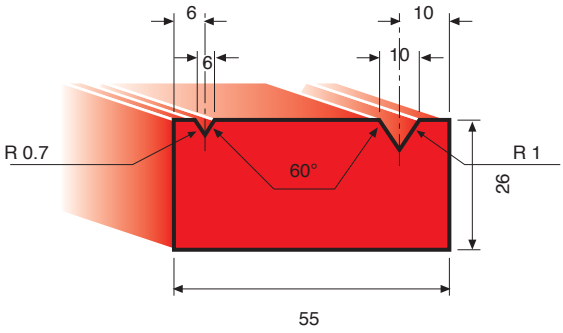

SOLID 80 T / m

★ 2012 / 35°

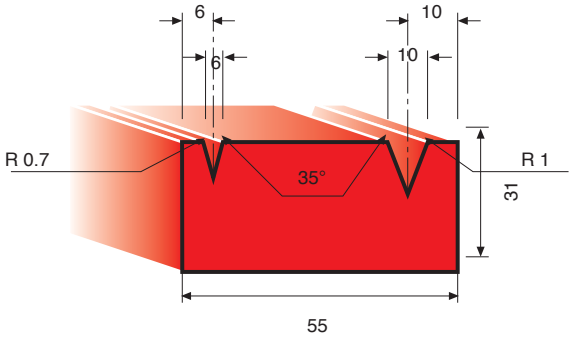

SOLID 30 T / m

★ 2013 / 90° / 88°

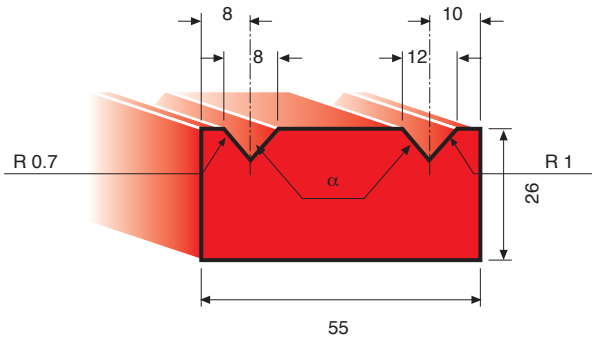

SOLID 100 T / m

★★ 2013 / A / 90°

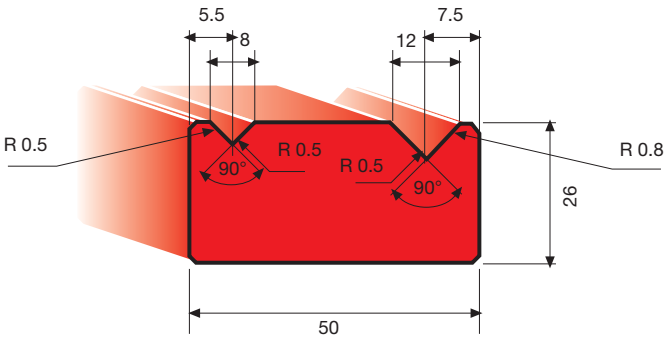

SOLID 80 T / m

★ 2013 / 60°

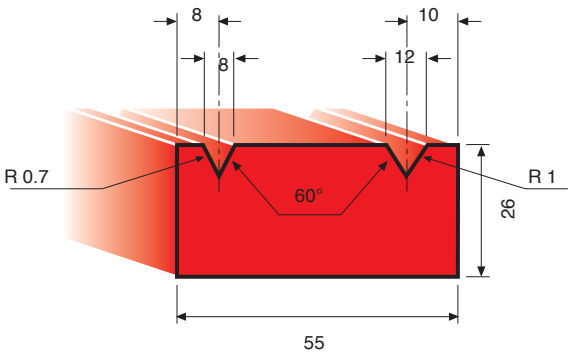

SOLID 80 T / m

Abkantwerkzeuge in bester Qualität, indukctionsgehärtet - Arbeitsflächen geschliffen. Mat.: CK 50 (50-52 HRC)★ - Mat.: UNI EN 100083/1 - ISO 683 - (42CrM04) - (53-60 HRC)★★

Outils de pliage de qualité supérieure trempés par induction avec faces principales rectifiées. Mat.: CK 50 (50-52 HRC)★ - Mat.: UNI EN 10083/1 - ISO 683 - (42CrM04) - (53-60 HRC)★★

★ 2013 / 35°

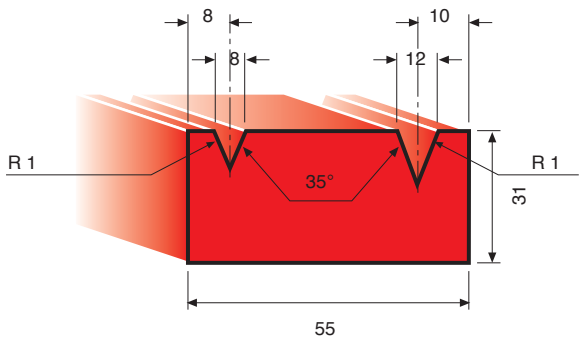

SOLID 30 T / m

★ 2014 / 88°

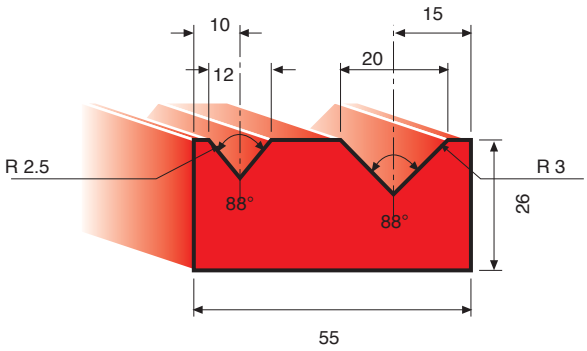

SOLID 100 T / m

★★ 2014 / A / 88°

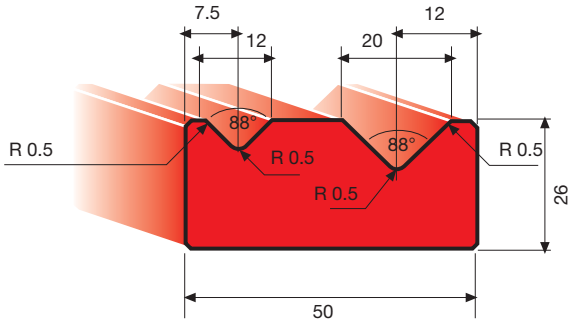

SOLID 80 T / m

★ 2014 / 60°

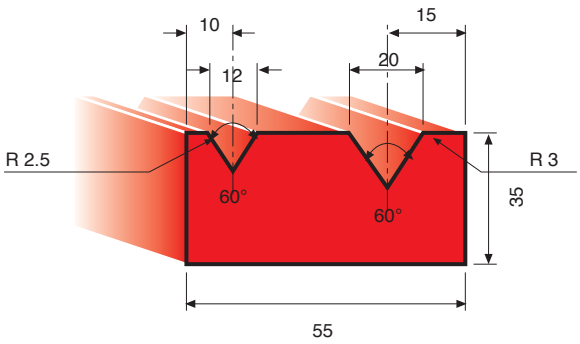

SOLID 80 T / m

★ 2015 / 88°

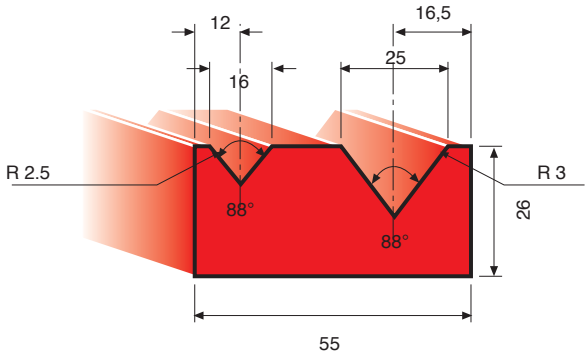

SOLID 100 T / m

★★ 2015 / A / 88°

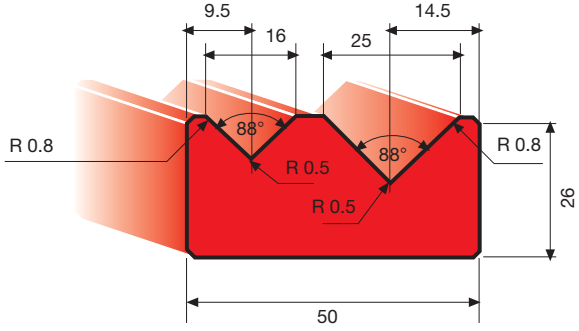

SOLID 80 T / m

Lunghezza Standard: *Standard Lenght:* Standardlängen: *Longueur Standard:*	835 mm; 415 mm; 835 frazionati *835 mm; 415 mm; 835 sectioned* 835 mm; 415 mm; 835 sektioniert *835 mm; 415 mm; 835 fractionné*

★ 2015 / 60°

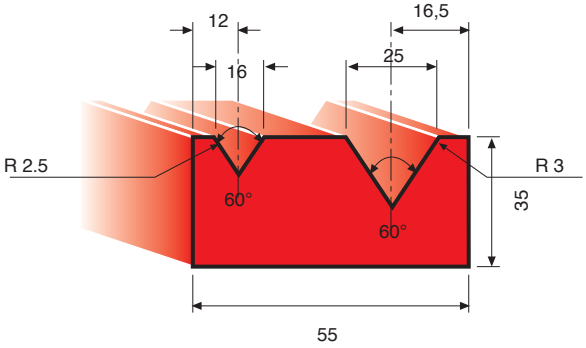

SOLID 80 T / m

★ 2016 / α

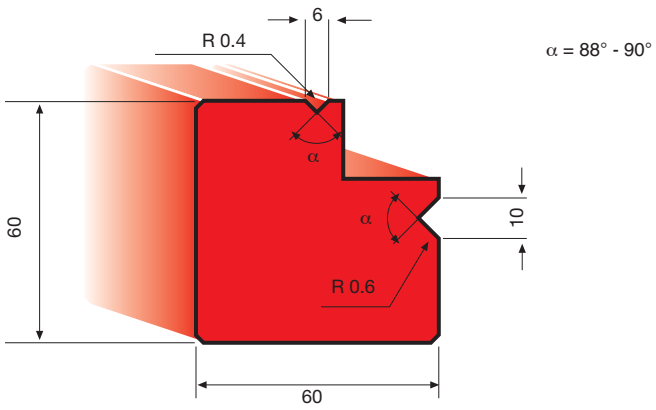

SOLID 70 T / m

★ 2017 / α

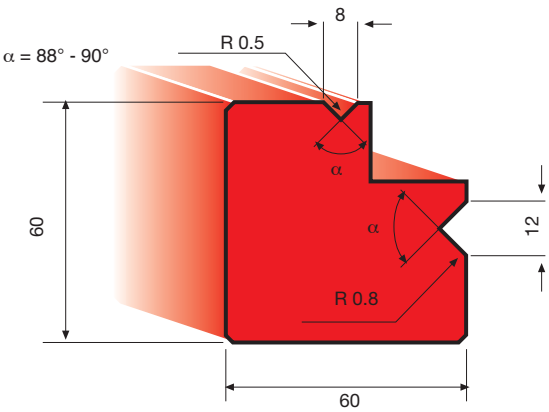

SOLID 70 T / m

★ 2030 / 30°

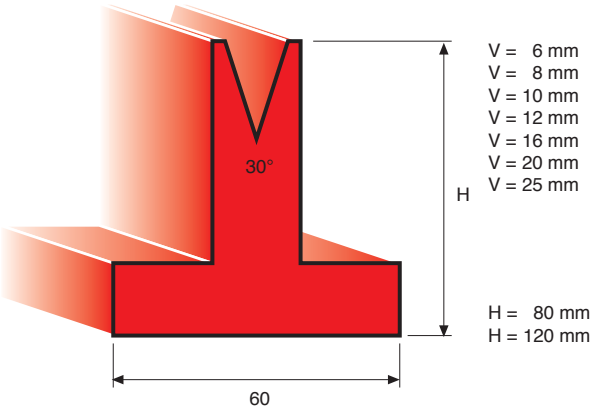

SOLID 30 T / m

★ 2035 / 35°

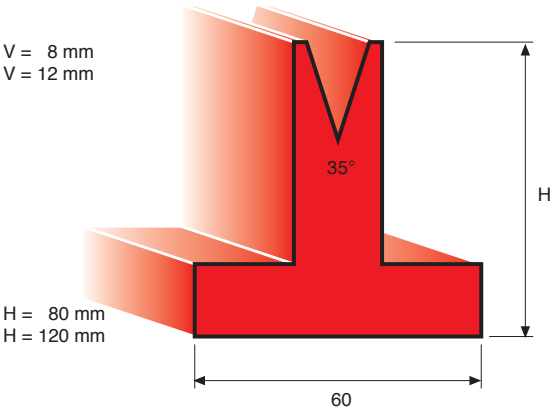

SOLID 30 T / m

★ 2045 / 45°

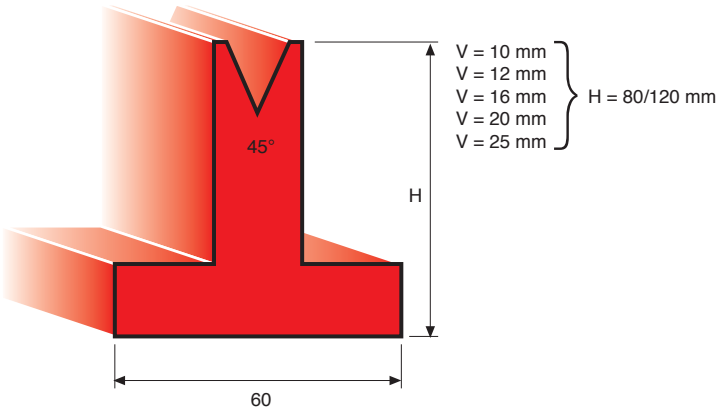

SOLID 70 T / m

Utensili per presse piegatrici realizzati con standards di qualità superiore, temprati a induzione sulle parti di lavoro e totalmente rettificati. Mat.: acciaio C 50 (50-52 HRC)★ - Mat.: UNI EN 10083/1 - ISO 683 - (42CrM04) - (53-60 HRC)★★

Press Brake Tooling in best quality, induction hardened and ground on the working surfaces. Mat.: CK 50 (50-52 HRC)★ - Mat.: UNI EN 10083/1 - ISO 683 - (42CrM04) - 53-60 HRC)★★

★ 2060 / 60°

V = 6 mm
V = 8 mm
V = 10 mm
V = 12 mm
V = 16 mm
V = 20 mm
V = 25 mm

H = 80 mm
H = 120 mm

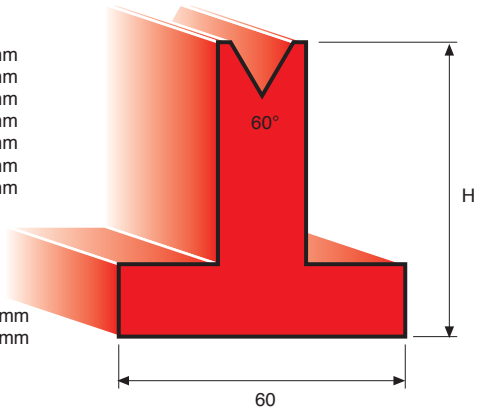

SOLID 70 T / m

24h

★ 2088 / 88°

V = 6 mm
V = 8 mm
V = 10 mm
V = 12 mm
V = 16 mm
V = 20 mm
V = 25 mm

H = 80 mm
H = 120 mm

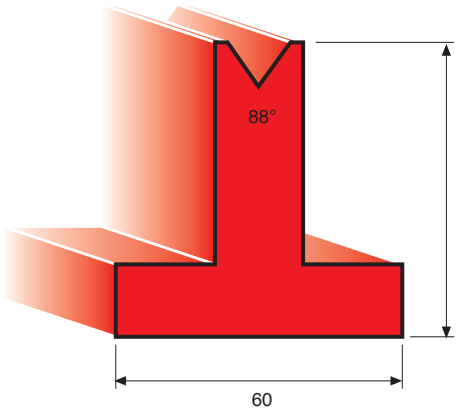

SOLID 95 T / m

24h

★ 2090 / 90°

V = 6 mm
V = 8 mm
V = 10 mm
V = 12 mm

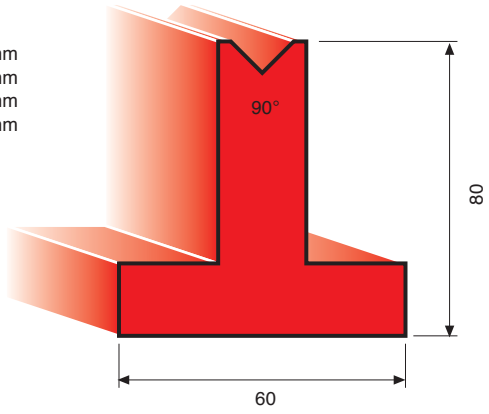

SOLID 95 T / m

24h

★★ 2130 / A / 30°

V = 6 mm
V = 8 mm
V = 10 mm
V = 12 mm
V = 16 mm
V = 20 mm
V = 24 mm

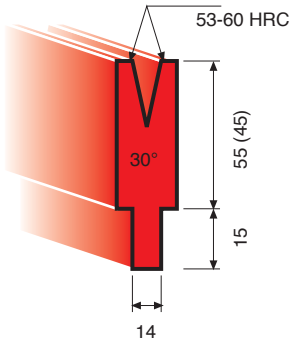

SOLID 30 T / m

24h

★★ 2188 / A / 88°

V = 6 mm
V = 8 mm
V = 10 mm
V = 12 mm
V = 14 mm

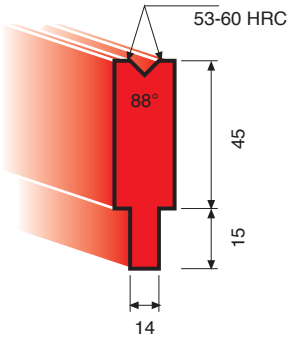

SOLID 95 T / m

24h

★★ 2190 / A / 90°

V = 6 mm
V = 8 mm
V = 10 mm
V = 12 mm

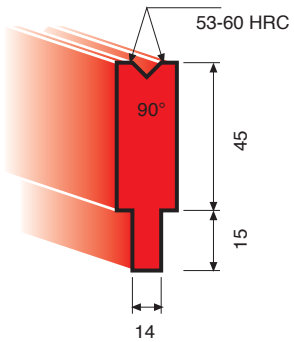

SOLID 95 T / m

24h

Abkantwerkzeuge in bester Qualität, inducktionsgehärtet - Arbeitsflächen geschliffen. Mat.: CK 50 (50-52 HRC)★ - Mat.: UNI EN 100083/1 - ISO 683 - (42CrM04) - (53-60 HRC)★★

Outils de pliage de qualité supérieure trempés par induction avec faces principales rectifiées. Mat.: CK 50 (50-52 HRC)★ - Mat.: UNI EN 10083/1 - ISO 683 - (42CrM04) - (53-60 HRC)★★

★ ★★ 2019 / A / α

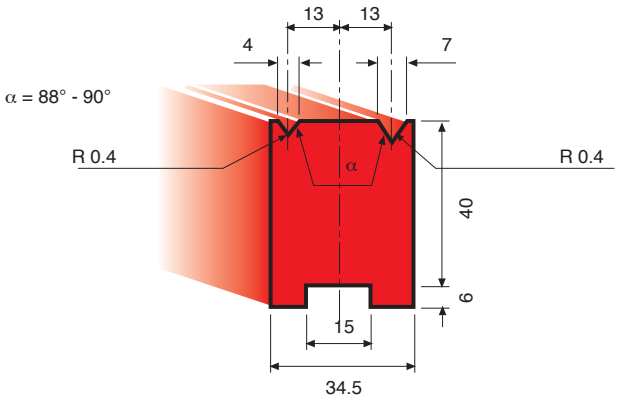

SOLID 60 T / m

★ ★★ 2020 / A / α

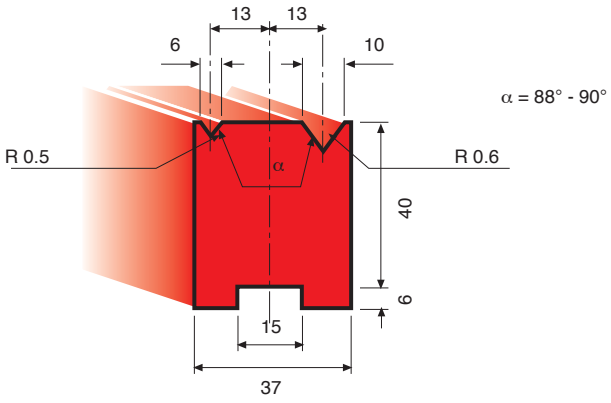

SOLID 70 T / m

★ ★★ 2021 / A / α

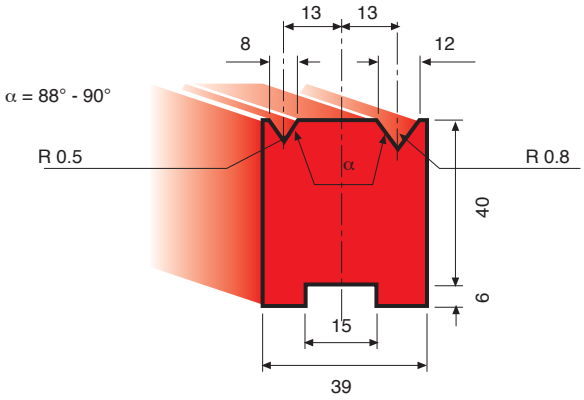

SOLID 75 T / m

★ ★★ 2022 / A / 88°

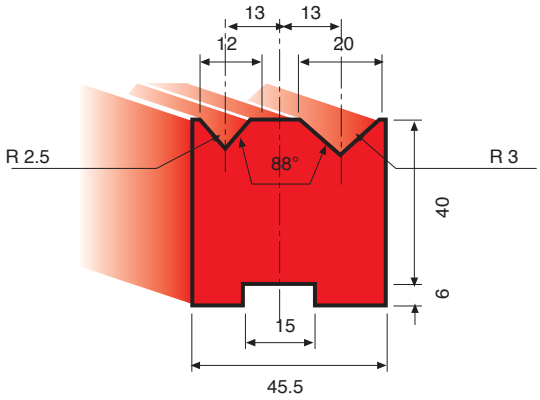

SOLID 100 T / m

★ ★★ 2023 / A / 88°

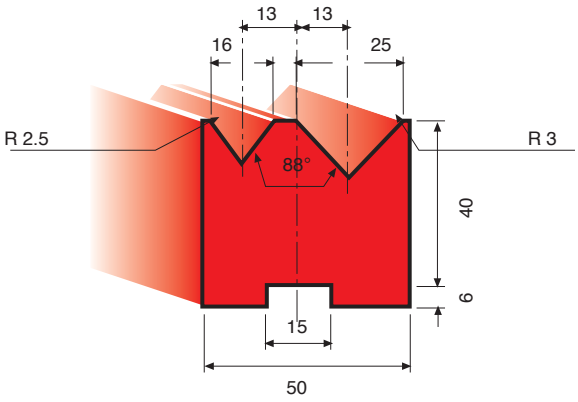

SOLID 100 T / m

★ ★★ 2024 / A / 88°

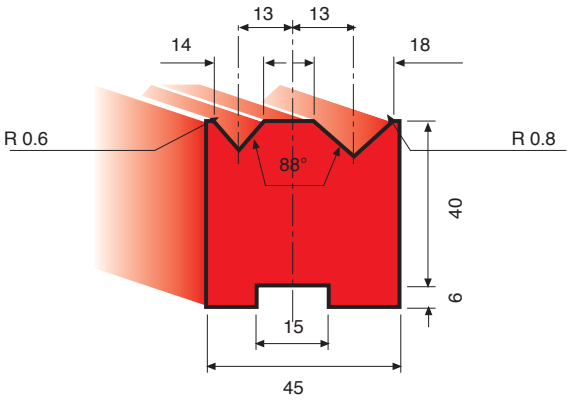

SOLID 100 T / m

Lunghezza Standard: *Standard Lenght:* Standardlängen: *Longueur Standard:*	835 mm; 415 mm; 835 frazionati *835 mm; 415 mm; 835 sectioned* 835 mm; 415 mm; 835 sektioniert *835 mm; 415 mm; 835 fractionné*

★★ 2025 / A / 30°

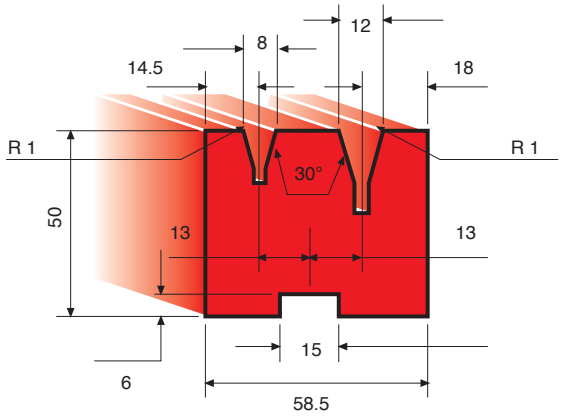

SOLID 30 T / m

★★ 2026 / A / 30°

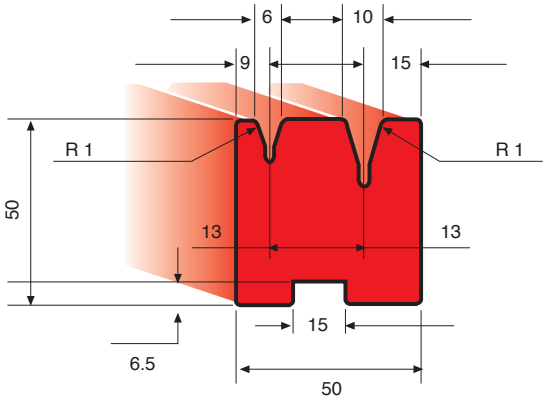

SOLID 30 T / m

★★ 2027 / A / 75°

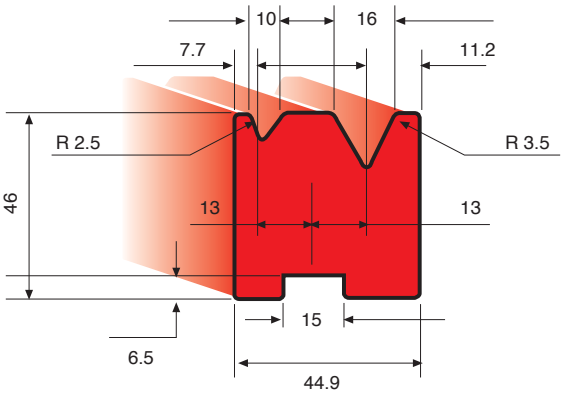

SOLID 30 T / m

★★ 2028 / A / 75°

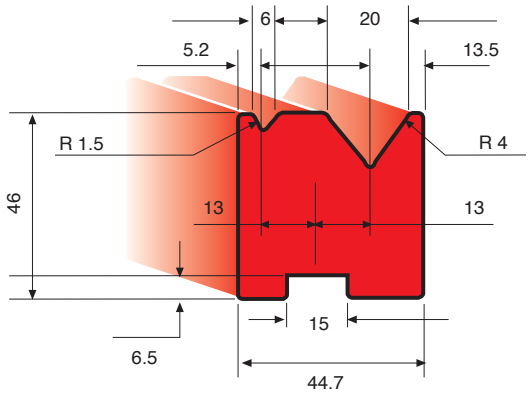

SOLID 30 T / m

★★ 2029 / A / 75°

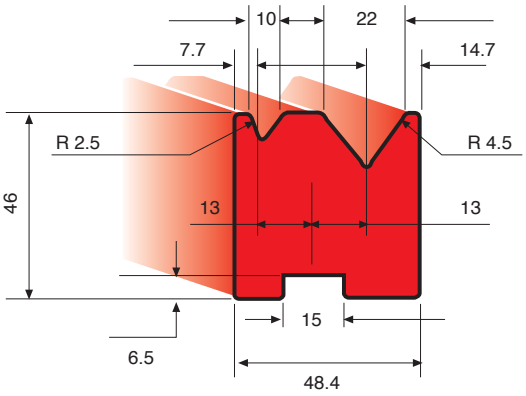

SOLID 30 T / m

★★ 2030 / A / 75°

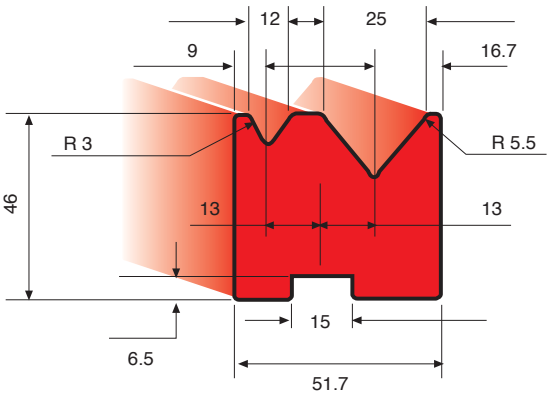

SOLID 30 T / m

Utensili per presse piegatrici realizzati con standards di qualità superiore, temprati a induzione sulle parti di lavoro e totalmente rettificati. Mat.: acciaio C 50 (50-52 HRC)★ - Mat.: UNI EN 10083/1 - ISO 683 - (42CrM04) - (53-60 HRC)★★

Press Brake Tooling in best quality, induction hardened and ground on the working surfaces. Mat.: CK 50 (50-52 HRC)★ - Mat.: UNI EN 10083/1 - ISO 683 - (42CrM04) - 53-60 HRC)★★

★ **3000**

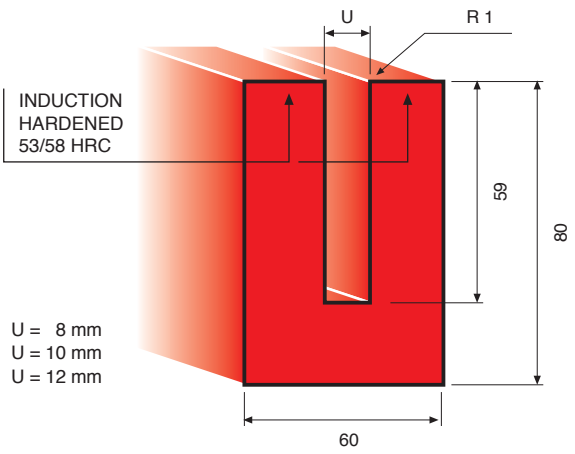

U = 8 mm
U = 10 mm
U = 12 mm

SOLID 50 T / m

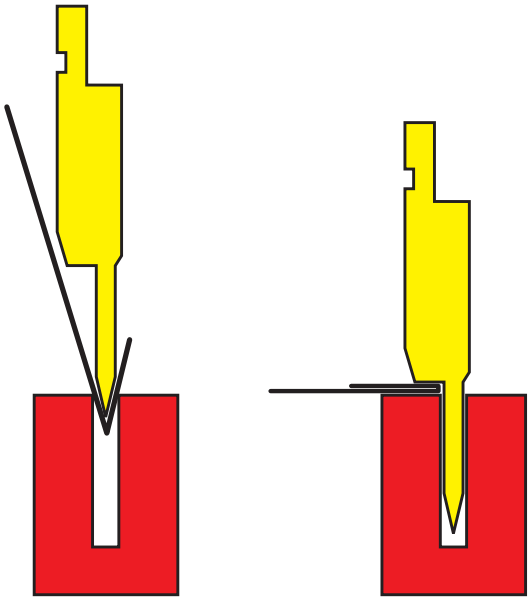

Abkantwerkzeuge in bester Qualität, indukctionsgehärtet - Arbeitsflächen geschliffen. Mat.: CK 50 (50-52 HRC)★ - Mat.: UNI EN 100083/1 - ISO 683 - (42CrM04) - (53-60 HRC)★★

Outils de pliage de qualité supérieure trempés par induction avec faces principales rectifiées. Mat.: CK 50 (50-52 HRC)★ - Mat.: UNI EN 10083/1 - ISO 683 - (42CrM04) - (53-60 HRC)★★

★ 3006

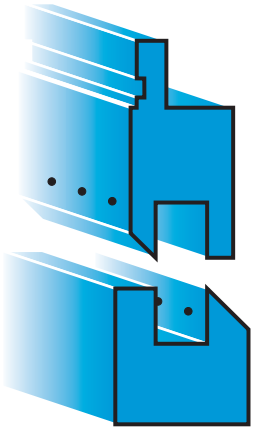

SOLID 100 T / m

★ 3007

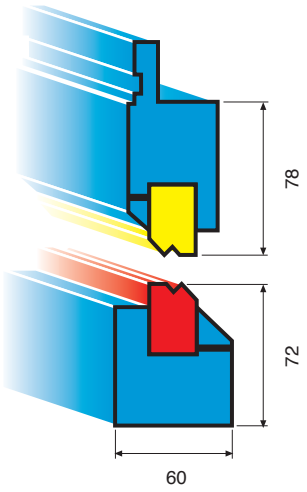

3007	Z (mm)	3007	Z (mm)
160°	1,0	90°	5,0
160°	1,5	90°	5,5
150°	2,0	90°	6,0
140°	2,5	90°	6,5
90°	3,0	90°	7,0
90°	3,5	90°	7,5
90°	4,0	90°	8,0
90°	4,5		

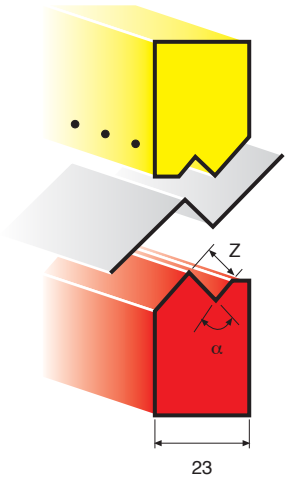

α = 160° 150° 140° 90°

SOLID 100 T / m

Frazionatura standard per 835 mm • *Standard sectioning for 835 mm*
Standard Sektionierung für 835 mm • *Fractionnement standard pour 835 mm*

PIEGASCHIACCIA
HEMMING DIES



★ 3001 / 35°

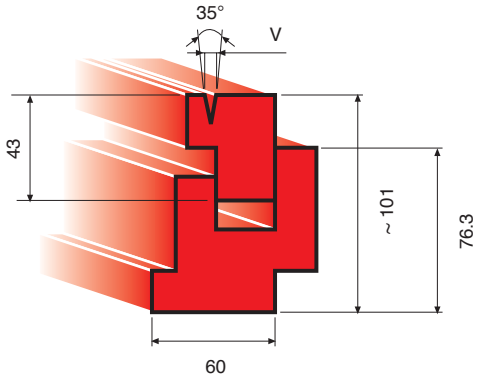

V = 6 mm
V = 8 mm

SOLID 60 T / m

★ 3001

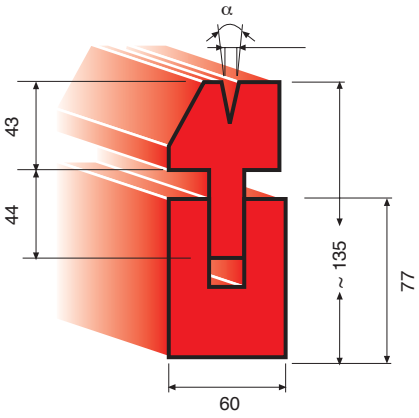

α
V = 10 mm / 26°
V = 10 mm / 35°
V = 12 mm / 35°

SOLID 100 T / m

★ 3001 / 12 / 26°

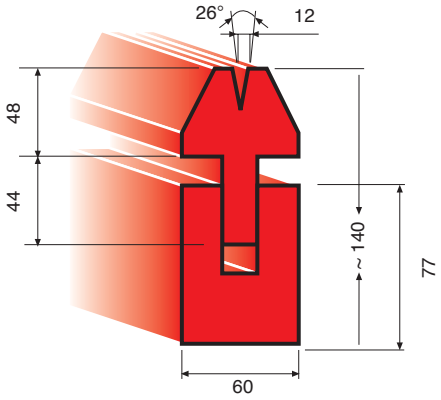

SOLID 100 T / m

★ 1033 / A / 28° / 0.6

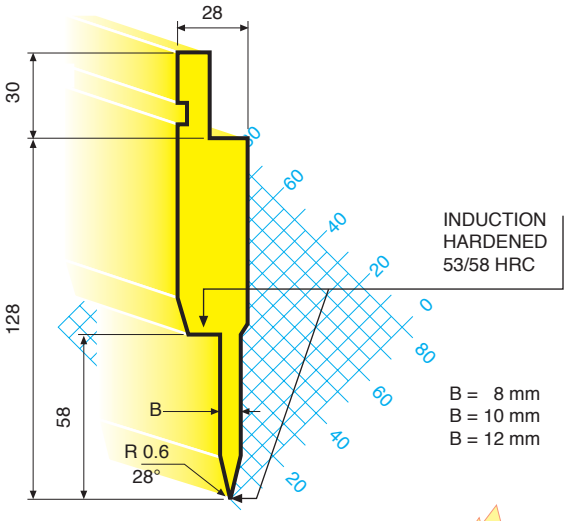

B = 8 mm
B = 10 mm
B = 12 mm

SOLID 70 T / m

★ 3000

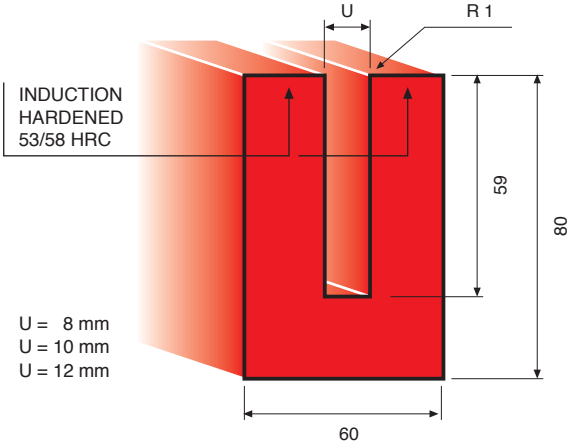

U = 8 mm
U = 10 mm
U = 12 mm

SOLID 50 T / m

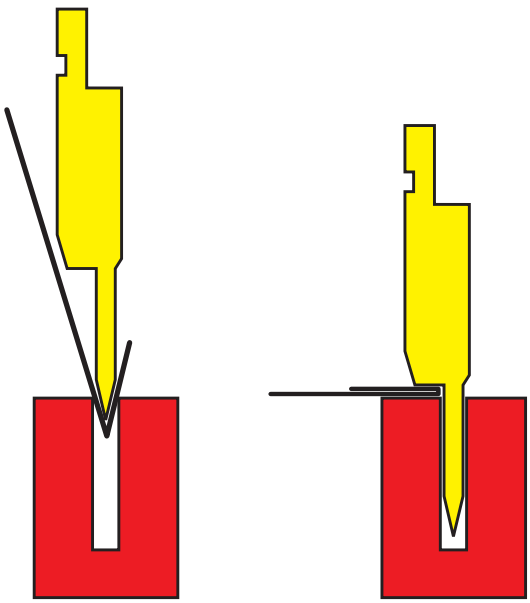

★ **3001 / 8 / 30° / PN**

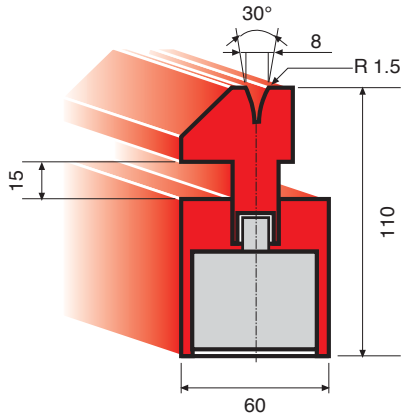

SOLID 80 T / m

★ **3001 / 8 / 35° / PN**

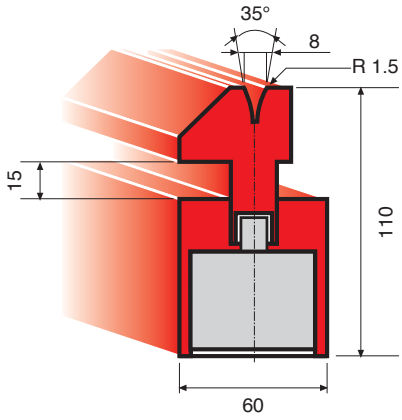

SOLID 80 T / m

★ **3001 / PN**

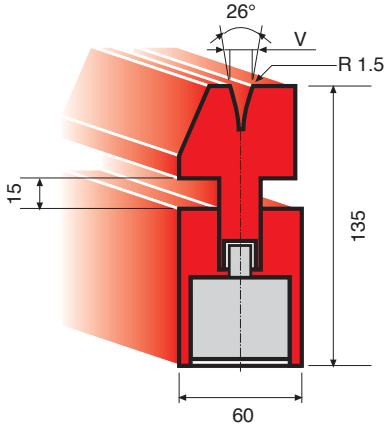

V = 10 / 26°
V = 10 / 35°
V = 12 / 35°

SOLID 100 T / m

★ **3001 / 12 / 26° / PN**

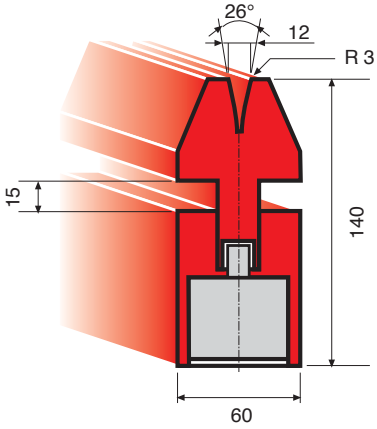

SOLID 100 T / m

CENTRALINA PNEUMATICA
PNEUMATIC MOVING KIT




EURAM

Supporti Matrici
Lower Tool Holders

★

4006 H = 34 mm
4006/A H = 39 mm

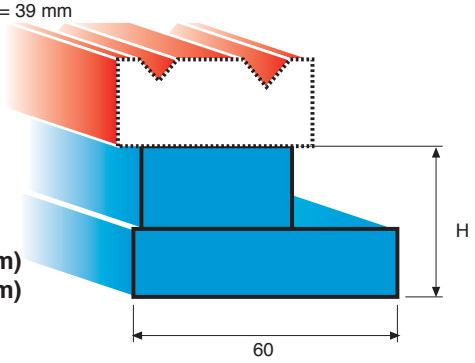

4006
4006/A
(830 mm)
(412 mm)

100 T / m

24h

★

4007 H = 55 mm
4007/A H = 45 mm

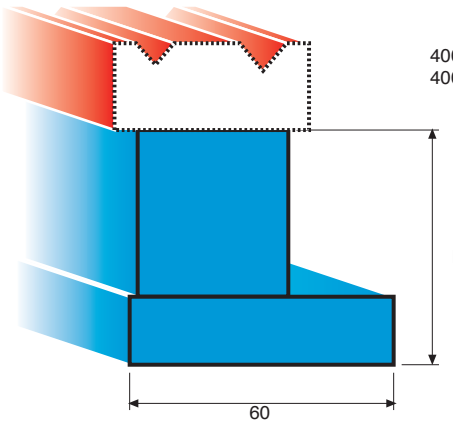

4007
4007/A
(830 mm)
(412 mm)

100 T / m

24h

★

4008
H = 75 mm

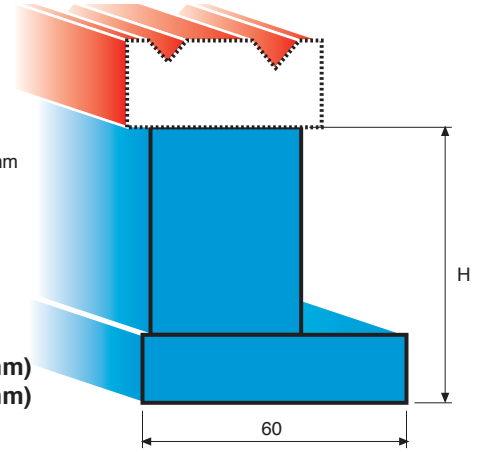

4008
(830 mm)
(412 mm)

100 T / m

24h

★

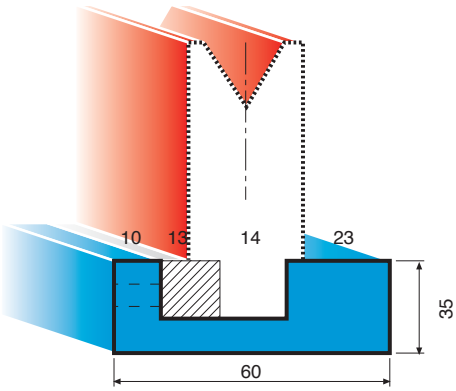

4015
(835 mm)

SOLID 100 T / m

24h

★

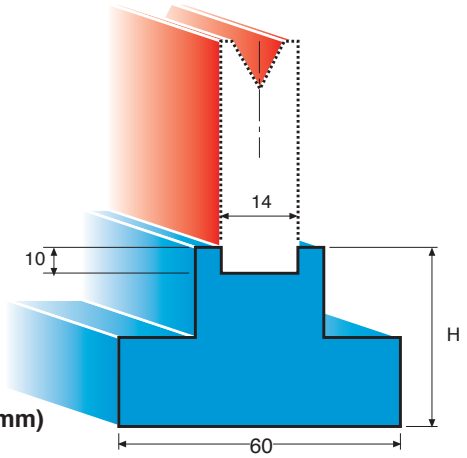

4017
(1050 mm)

SOLID 100 T / m

24h

★

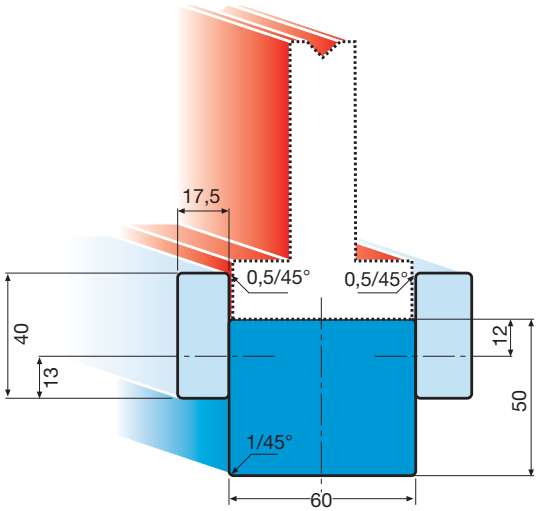

4018
(835 mm)

SOLID 100 T / m

24h

★

4016
(1050 mm)

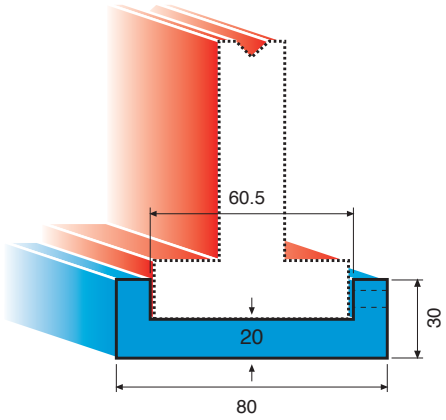

SOLID 100 T / m

24h

★

4010
(835 mm)

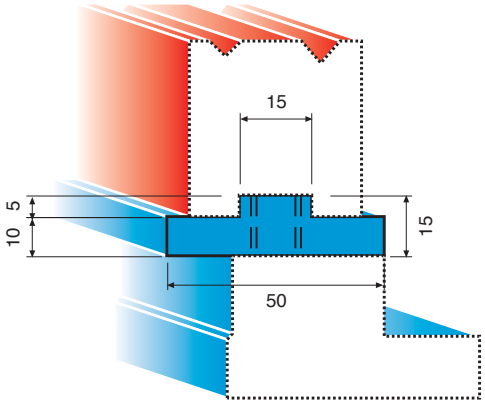

SOLID 100 T / m

24h

★

4011
(835 mm)

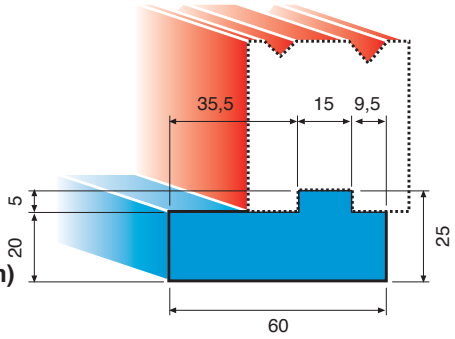

SOLID 100 T / m

24h

★

4014

HYDRAULIC
DIE HOLDER
(TRUMPF,
LVD,
HACO,
BEYELER,
AMERICAN,
ETC.)

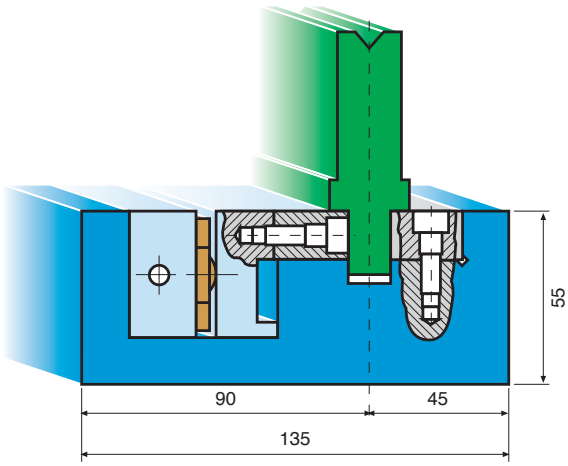

6 weeks

★

4014/A

HYDRAULIC
DIE HOLDER
(AMADA)

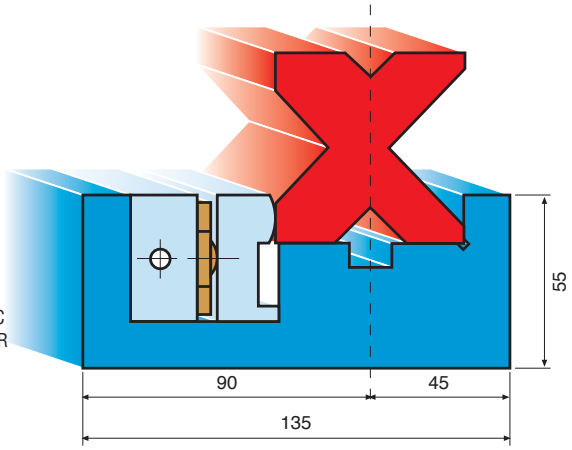

6 weeks



INTERMEDIARI SUPPORTI

INTERMEDIATES HOLDERS

Intermediari Supporto Punzoni
Intermediate Upper Tool Holders

★

INT. 1 / STD
L = 150
H = 100

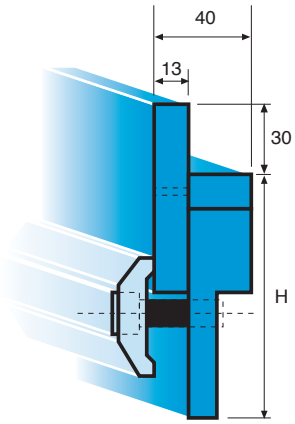

★

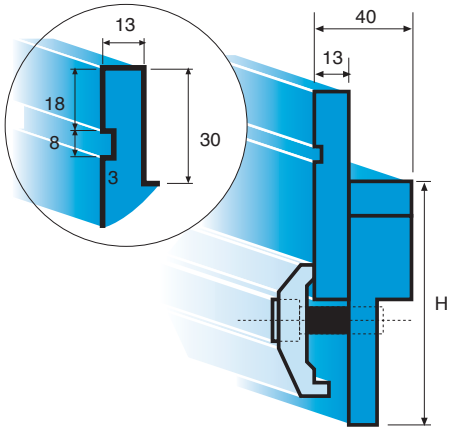

INT. 1
SECURITY
L = 150
H = 100

24h

★

INT. 1
SECURITY
TALL
L = 150
H = 150

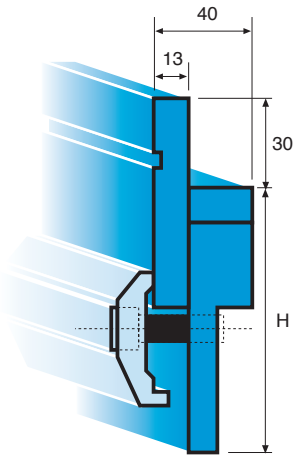

24h

★

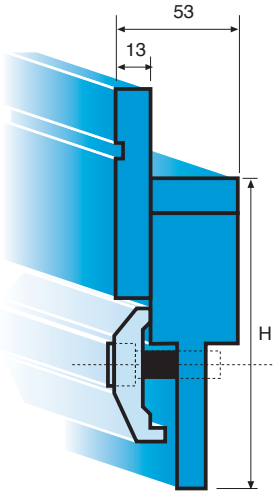

INT. 1
SEC / 120
L = 150
H = 120

24h

★

INT. 2
L = 150

BEYELER EURO

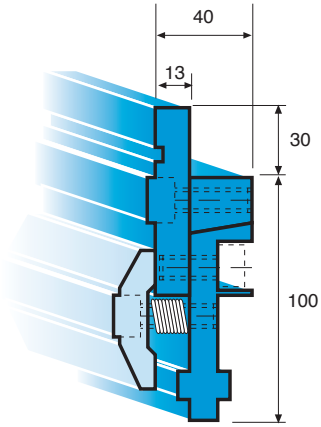

24h

★

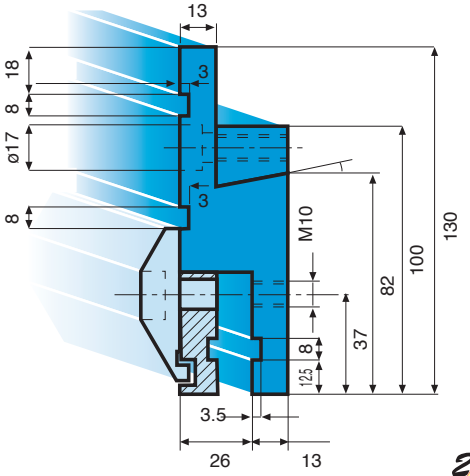

INT. AM

24h

Intermediari Supporto Punzoni
Intermediate Upper Tool Holders

★

INT. 3
BEYELER R

AMADA

H = 67 mm
L = 150 mm

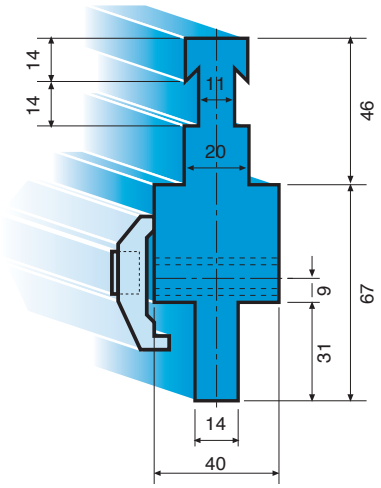

6 weeks

★

INT. 4
BEYELER S

AMADA

H = 67 mm
L = 150 mm

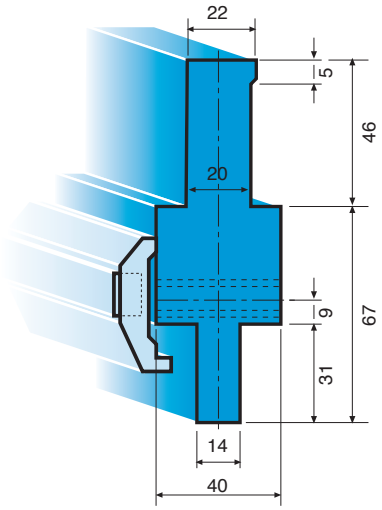

6 weeks

★

INT. 5
LVD-HACO-AMERICAN

AMADA

H = 80 mm
L = 150 mm

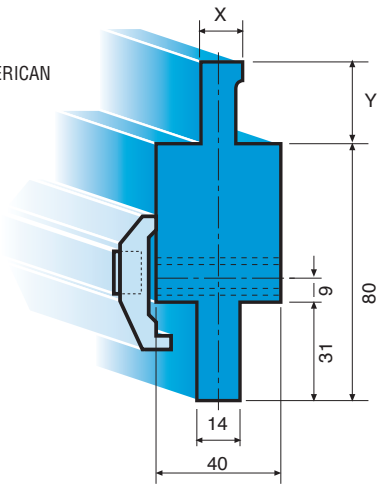

6 weeks

★

INT. 6
TRUMPF

AMADA

H = 80 mm
L = 150 mm

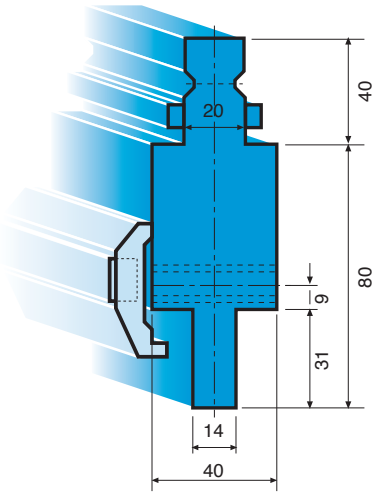

6 weeks

Staffa di sicurezza
Security Clamp

STAFFA
DI SICUREZZA
A CHIUSURA MANUALE
RAPIDA

QUICK RELEASE
SECURITY CLAMP CE

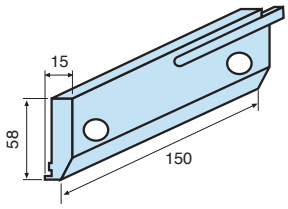

CON BLOCCAGGIO
RINFORZATO
DI ADIPRENE
PER UTENSILI FRAZIONATI

WITH ADIPRENE
RUBBER BLOCKING
FOR SEGMENTED
TOOLING

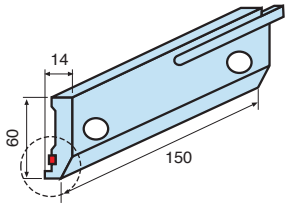

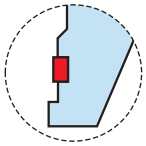

STAFFA
DI SICUREZZA

SECURITY
CLAMP CE

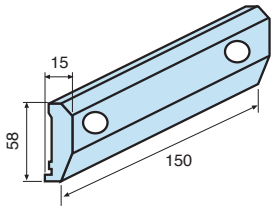

CON BLOCCAGGIO
RINFORZATO
DI ADIPRENE
PER UTENSILI FRAZIONATI

WITH ADIPRENE
RUBBER BLOCKING
FOR SEGMENTED
TOOLING

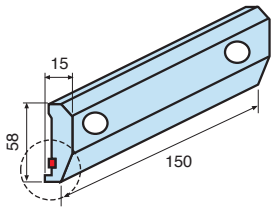

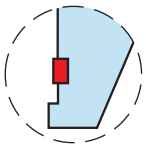

STAFFA
STANDARD

STD
CLAMP

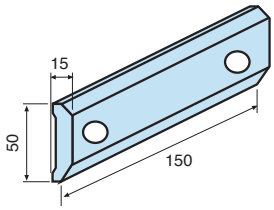

KIT PER DOPPIO STAFFAGGIO DI SICUREZZA

EQUIPMENT FOR DOUBLE SAFETY CLAMPING

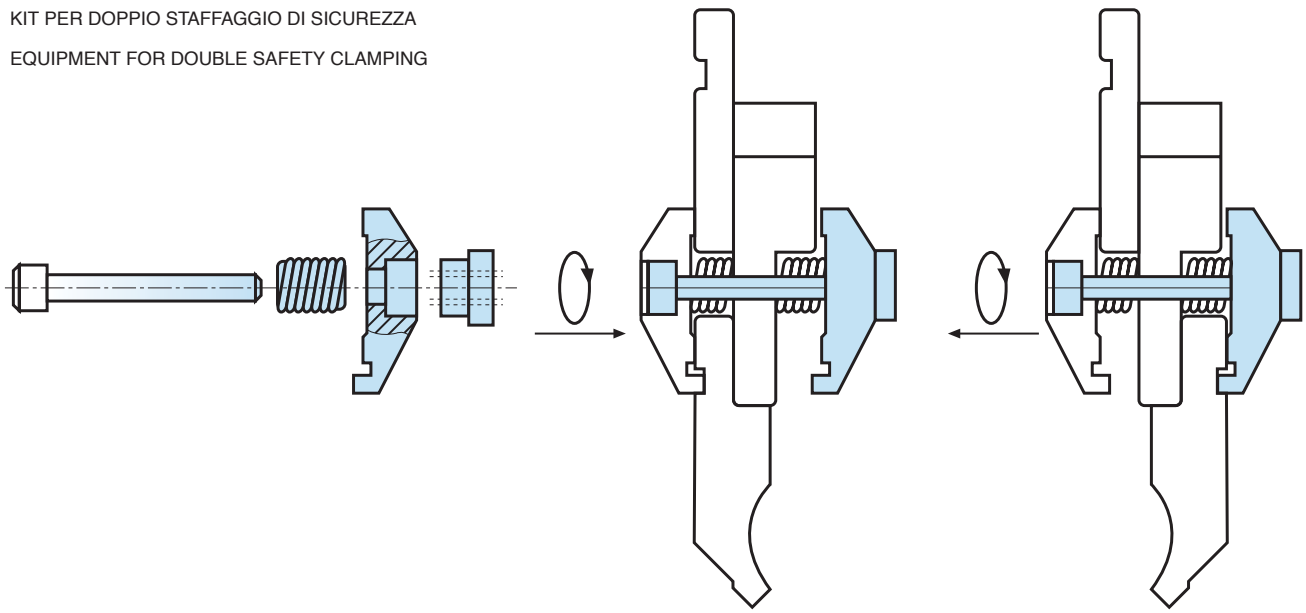

Staffa idraulica a bloccaggio rapido
Hydra Fast Clamp

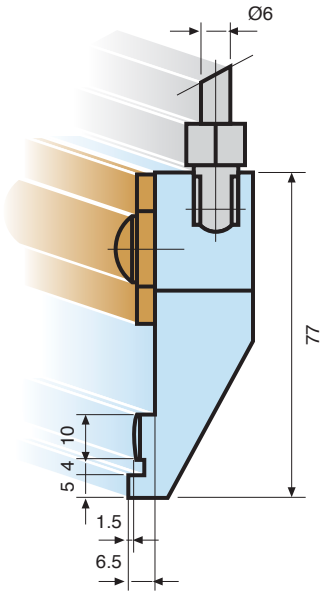

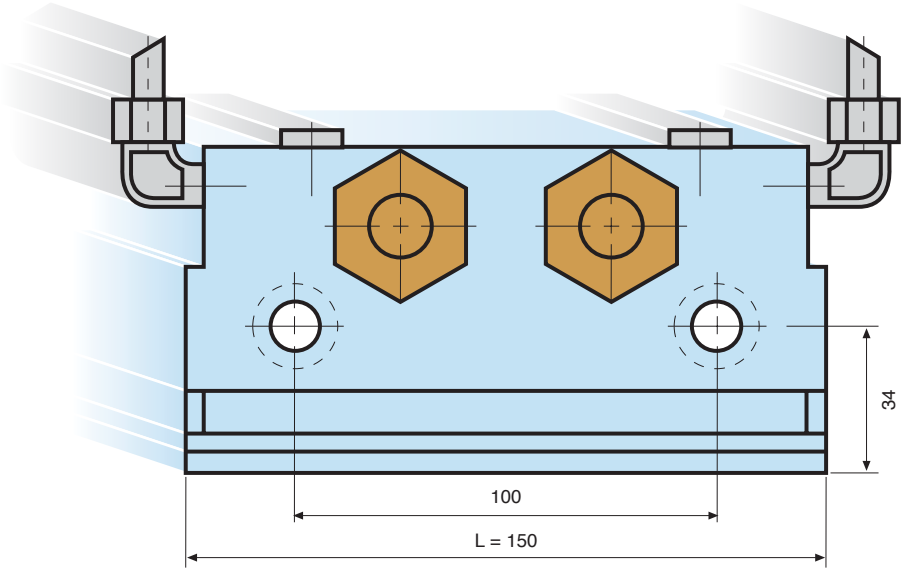

HYDRAULIC PRESSURE MAX 200 BAR
PRESSIONE IDRAULICA MAX 200 BAR

NOW
6 weeks
AT SOONEST
24h

INT. HYDRA

HYDRAULIC PUNCH HOLDER
INTERMEDIARIO IDRAULICO
AMADA SYSTEM

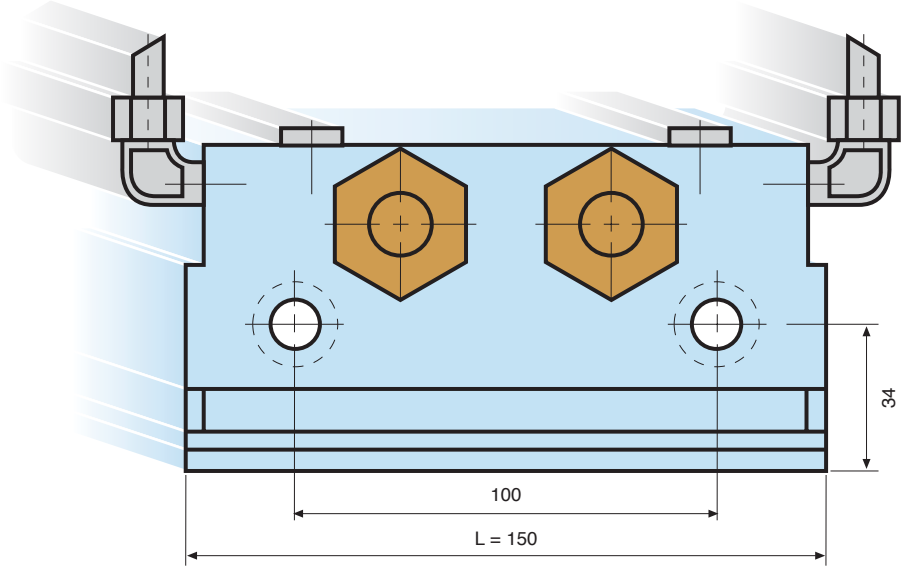

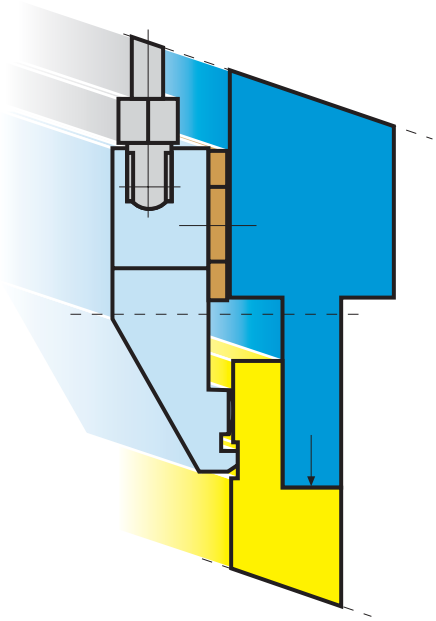

NOW
6 weeks
AT SOONEST
24h



TEMPRATURA A INDUZIONE
INDUCTION HARDENING

★★ 1310 / T / 86° / R1

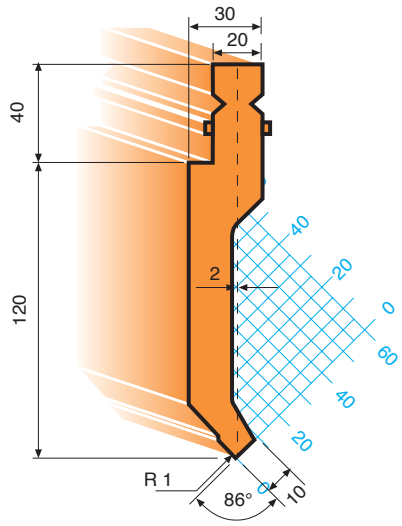

NOW 6 weeks

AT SOONEST 24h

SOLID 100 T / m

★★ 1311 / T / 86° / R1

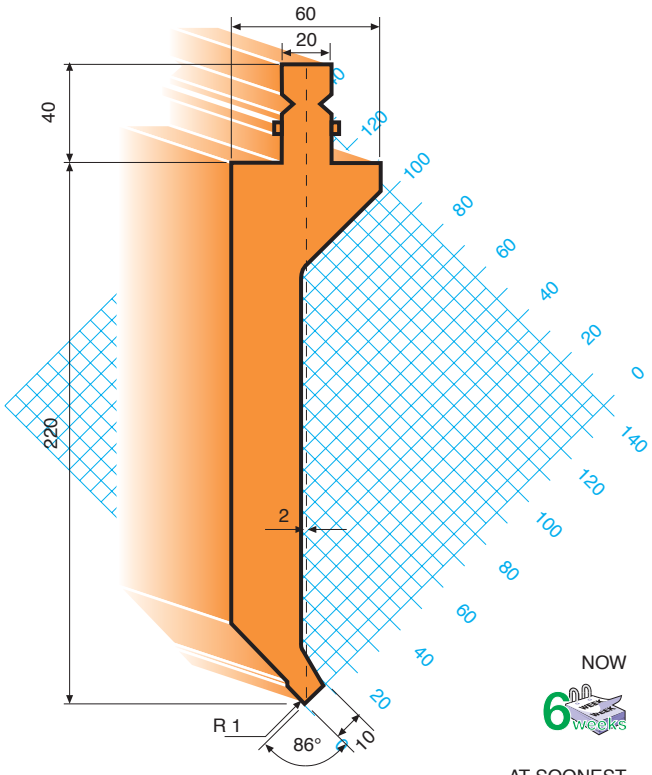

NOW 6 weeks

AT SOONEST 24h

SOLID 100 T / m

★★ 1312 / T / 86° / R1

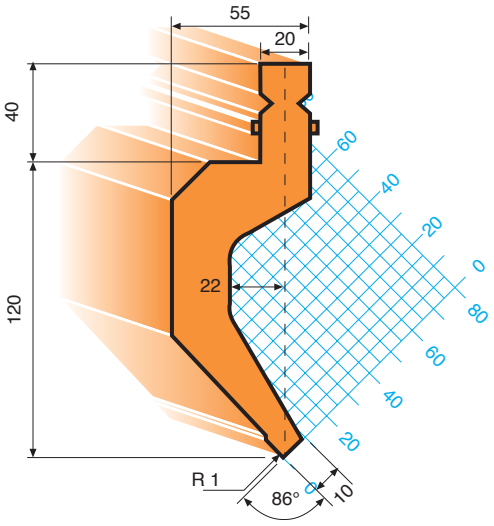

NOW 6 weeks

AT SOONEST 24h

SOLID 100 T / m

★★ 1313 / T / 86° / R1

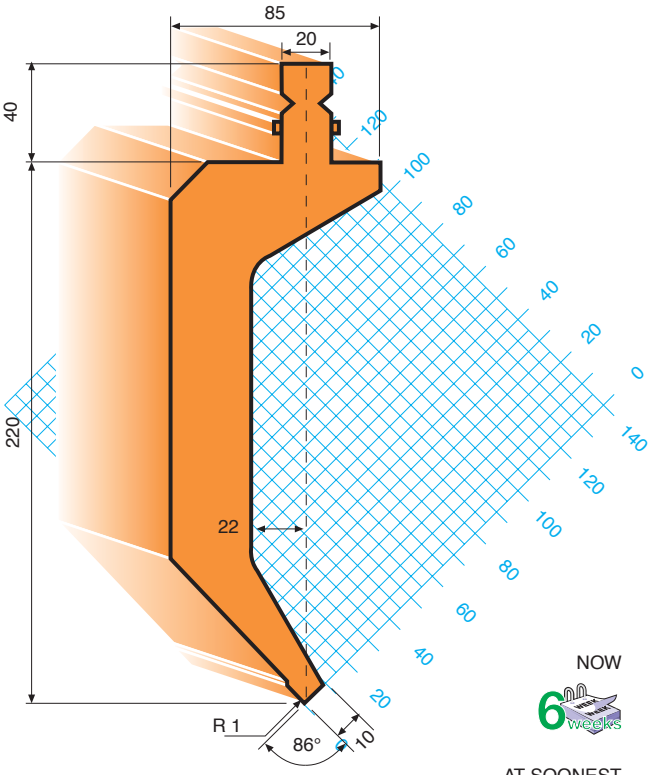

NOW 6 weeks

AT SOONEST 24h

SOLID 100 T / m

Utensili per presse piegatrici realizzati con standards di qualità superiore, temprati a induzione sulle parti di lavoro e totalmente rettificati. Mat.: UNI EN 10083/1 - ISO 683 - (42CrM04) - (53-60 HRC)★★

Press Brake Tooling in best quality, induction hardened and ground on the working surfaces. Mat.: UNI EN 10083/1 - ISO 683 - (42CrM04) - 53-60 HRC)★★

★★ 1315 / T / 60° / R4

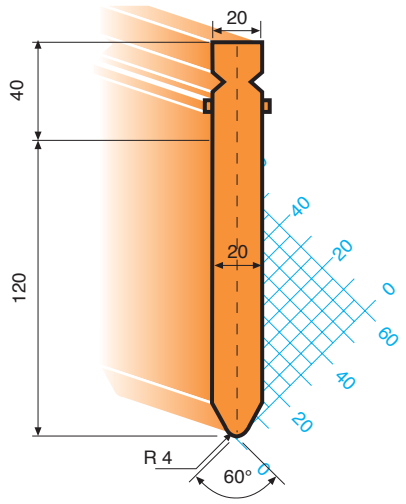

NOW 6 weeks

AT SOONEST 24h

SOLID 130 T / m

★★ 1316 / T / 60° / R4

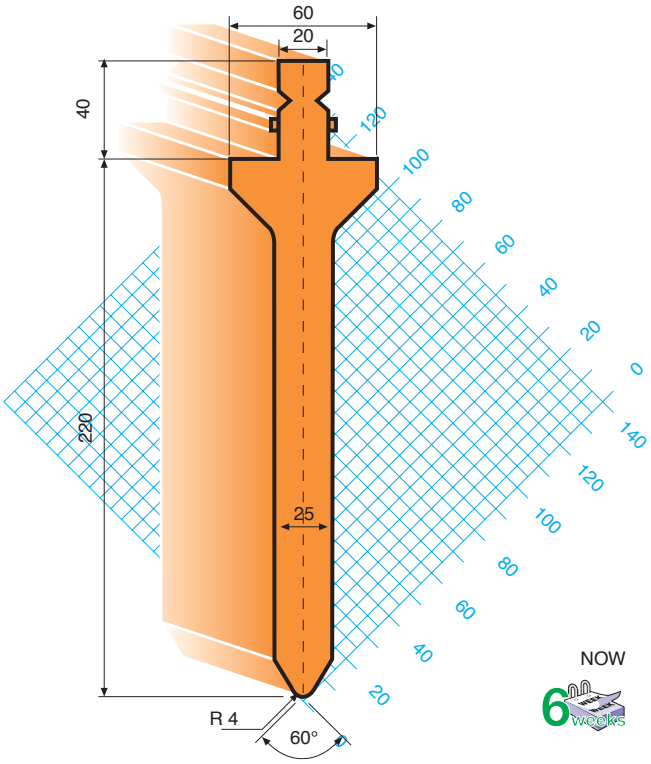

NOW 6 weeks

AT SOONEST 24h

SOLID 130 T / m

★★ 1317 / T / 26° / R1

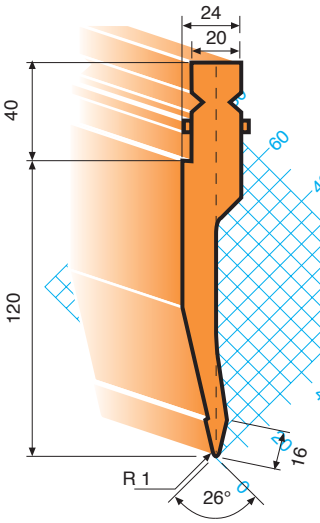

NOW 6 weeks

AT SOONEST 24h

SOLID 100 T / m

★★ 1318 / T / 26° / R1

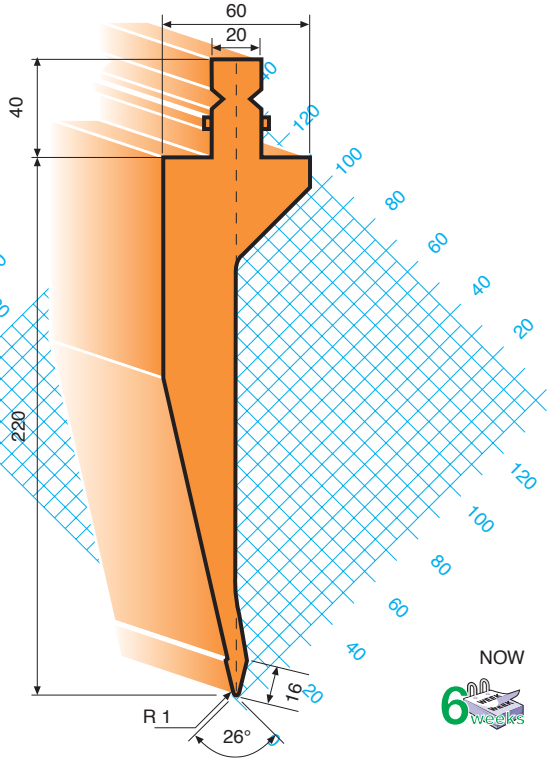

NOW 6 weeks

AT SOONEST 24h

SOLID 100 T / m

★★ 1333 / T / 28° / R0.6

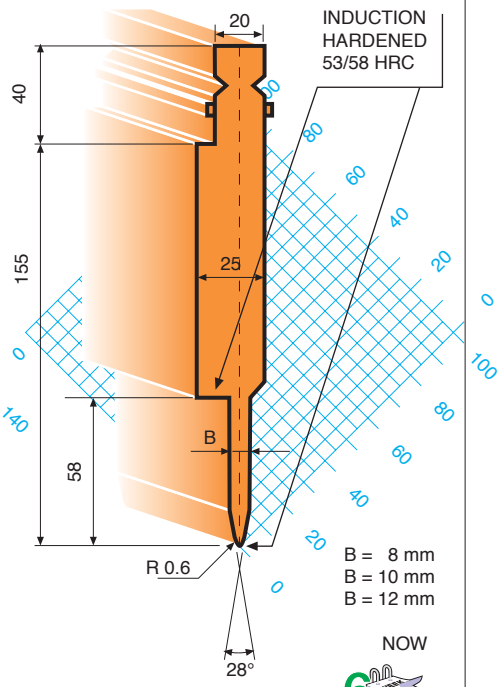

NOW 6 weeks

AT SOONEST 24h

SOLID 70 T / m

Matrici tipo Wila / Trumpf
Lower Tools Wila / Trumpf system

★★ **2300 / T / 86° / V / H**

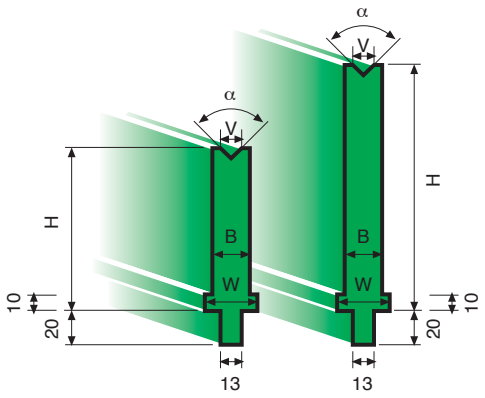

NOW

AT SOONEST

V	α	H (mm)	W (mm)	B (mm)	T / MT
6	86°	100	20	20	40
		100	20	10	24
		150	25	20	40
8	86°	100	20	20	40
		100	20	12	35
		150	25	20	40
10	86°	100	20	20	50
		100	20	14	38
		150	25	20	50
12	86°	100	25	25	50
		100	25	16	40
		150	25	25	50
16	86°	100	30	30	70
		150	30	30	70
20	86°	100	30	30	70
		150	30	30	70
24	86°	100	35	35	70
		150	35	35	70
30	86°	100	45	45	75
		150	45	45	75
40	86°	100	55	55	120
		150	55	55	120
50	86°	100	75	75	150
		150	75	75	150

★★ **2300 / T / 30° / V / H**

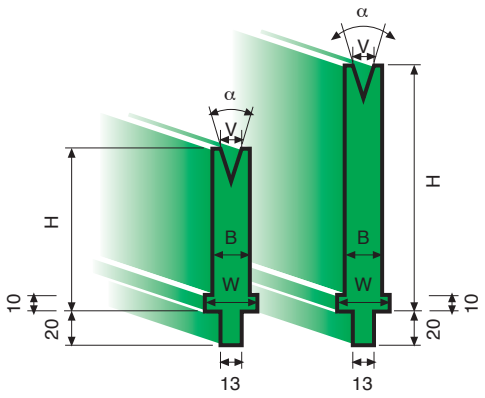

NOW

AT SOONEST

V	α	H (mm)	W (mm)	B (mm)	T / MT
6	30°	100	20	20	40
		100	20	12	17
		150	25	20	40
8	30°	100	20	20	40
		100	20	14	17
		150	25	20	40
10	30°	100	20	20	40
		100	20	16	20
		150	25	20	40
12	30°	100	25	25	40
		100	25	18	20
		150	25	25	40
16	30°	100	30	30	50
		150	30	30	50
20	30°	100	35	35	60
		150	35	35	60
24	30°	100	40	40	65
		150	40	40	65

Abkantwerkzeuge in bester Qualität, indukctionsgehärtet - Arbeitsflächen geschliffen. Mat.: UNI EN 100083/1 - ISO 683 - (42CrM04) - (53-60 HRC)★★

Outils de pliage de qualit sup rieure tremp s par induction avec faces principales rectifi es. Mat.: UNI EN 10083/1 - ISO 683 - (42CrM04) - (53-60 HRC)★★

★★ 2300 / T / 80° / V / H

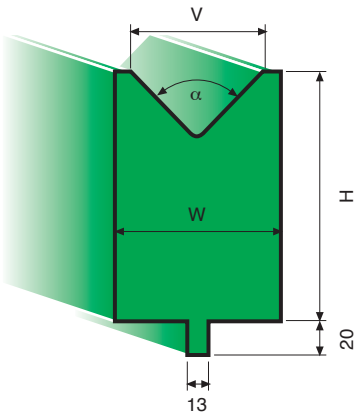

NOW 6 weeks

AT SOONEST 24h

V	α	H (mm)	W (mm)	T / MT
60	**80°**	100	75	150
70	**80°**	100	85	150
80	**80°**	100	100	150
90	**80°**	120	110	150
100	**80°**	120	120	150

★★ 2300 / T

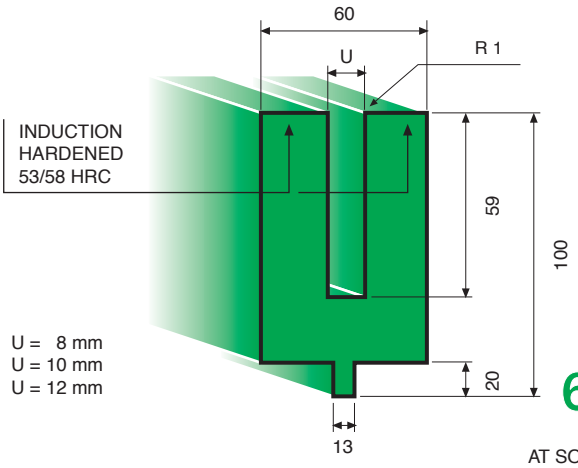

NOW 6 weeks

AT SOONEST 24h

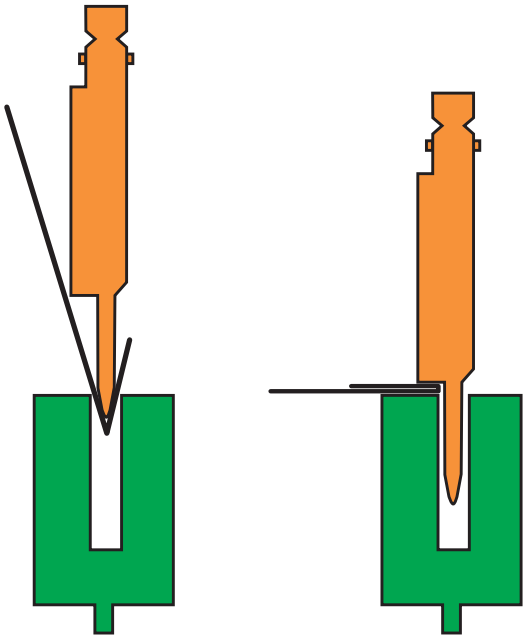

Frazionatura standard per 1050 mm • *Standard sectioning for 1050 mm*
Standard Sektionierung für 1050 mm • *Fractionnement standard pour 1050 mm*

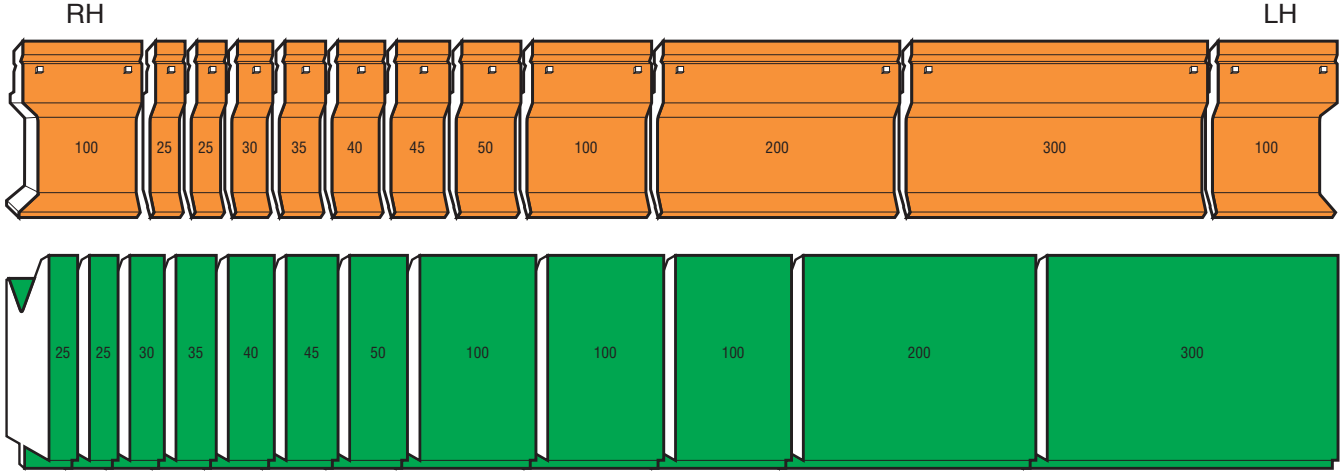

★
★★

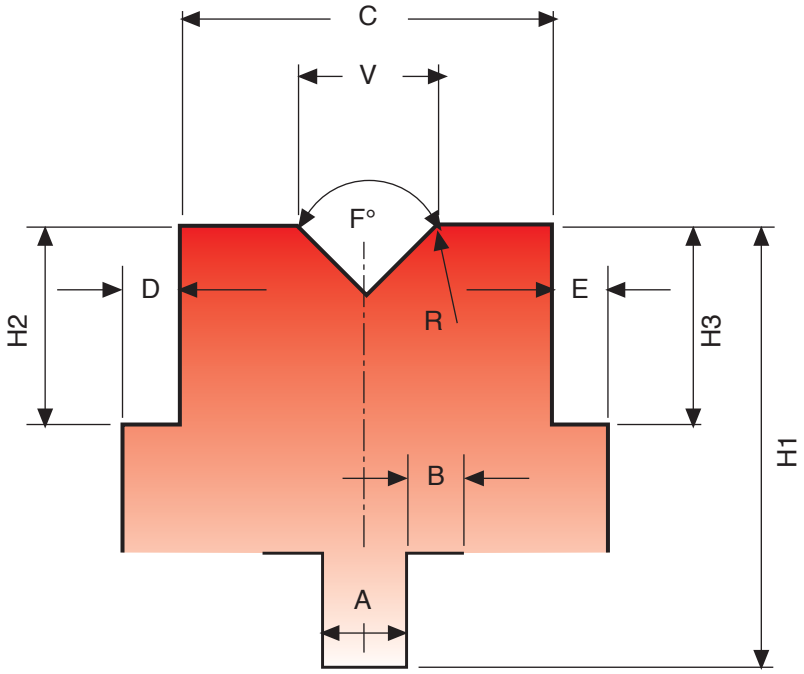

Per ogni vostra richiesta di matrici speciali, vogliate indicare:
- Altezza totale H1, H2 e H3;
- Dimensioni A, B, C, D, E e raggio R;
- Numero e disposizione delle cave da eseguire;
- Larghezza delle cave V;
- Gradi delle cave F°;
- Lunghezza e frazionati;

For any enquiry on special dies, please state:
- Total height H1, H2 and H3;
- Dimensions A, B, C, D, E and radius R;
- Number and position of grooves;
- Width of grooves V;
- Degrees on grooves F°;
- Length and segmented;

Bei Anfrage von Sondermatrizen nennen Sie uns bitte folgende Daten:
- Gesamte Höhe: H1, H2 und H3;
- Abmessung: A, B, C, D, E und Radius r;
- Anzahl und Position der V-Öffnungen;
- Öffnungsbreite: V;
- Öffnungsmaß: V; F°;
- Länge und Teilung;

Pour exécution particulière, les valeurs suivantes sont nécessaires:
- Hauteur totale H1, H2 et H3;
- Dimensions A, B, C, D, E et rayon R;
- Nombre et position des "v";
- Grandeur du/des V;
- Angle du/des "v" F°;
- Longueur et fractionnement;

★
★★

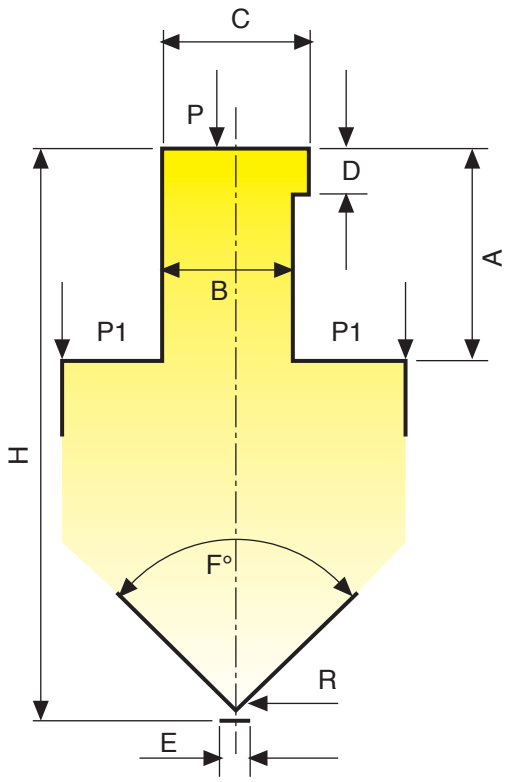

Per ogni vostra richiesta di punzoni speciali, vogliate indicare:
- Altezza totale H;
- Misure dell'attacco A - B - C - D;
- Gradi della punta F°;
- Misura del piano in punta E, oppure del raggio R;
- Se la pressa spinge in P o in P1;
- Lunghezza e frazionati;

For any enquiry on special tools, please state:
- Total height H;
- Dimensions of tongue A - B - C - D;
- Degrees on the nose F°;
- Measure of flat on E or radius R;
- Whether the press-brake presses on P or P1;
- Length and segmented;

Bei Anfrage von Sonderstempeln nennen Sie uns bitte folgende Daten:
- Gesamte Höhe: H;
- Abmesungen: A - B - C - D;
- Winkel an der Spitze F°;
- Fase E oder Radius r;
- Biegekraft auf P oder P1;
- Länge und Teilung;

Pour exécution particulière, les valeurs suivantes sont nécessaires:
- Hauteur totale H;
- Dimensions de la fixation A - B - C - D;
- Angle de la pointe F°;
- Plat ou rayon R de la pointe;
- Force de pliage en P ou P1;
- Longueur et fractionnement;

Tabella di piegatura
Bending Table
Abkanttabelle
Abaque de pliage

V	R	B	S	0.5	0.8	1	1.2	1.5	1.8	2	2.5	3	4	5	6	8	10	12	15	20	25
4	0.7	2.6		4	10.5																
6	1	4		3.5	6	10	13														
8	1.5	5.2		2	5.5	8	11.5	18													
10	1.7	6.5			4.1	6.5	9.5	14.5	21	26											
12	2	7.8				5.5	8	12	17.5	21.5	33.5										
16	2.7	10.4					6	9	13	16	25	36									
20	3.4	13						7.5	10.5	13	20	29	52								
25	4.2	16							8.5	10.5	16	23	41	64							
30	5	20									14	19	34	54	77						
35	6	23										17	30	46	66						
40	7	26										15	26	40	58	103					
45	7.5	29											23	36	52	91					
50	8.5	32											21	32	46	82	128				
55	9	36												30	42	75	117				
60	10	39												27	39	69	107				
65	10.8	42												25	36	63	99	142			
70	11.7	45													33	59	92	132			
75	12.5	49													31	55	86	123			
80	13.5	52													29	52	80	116	180		
85	14	55														49	76	109	170		
90	15	58														46	71	103	160		
100	17	65														41	64	93	144	256	
110	18.5	71															59	84	131	233	
120	20	78															54	77	120	213	333
140	24	91																66	103	183	286
170	29	110																55	85	151	235

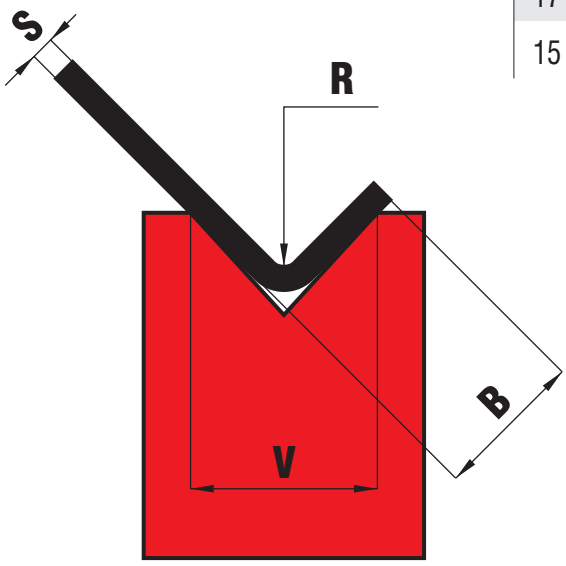

V = (mm)
R = (mm)
B = (mm)
S = (mm)
F = (KN/m)

Forza di piegatura al metro per materiale con resistenza di 400 N/mm^2. Per resistenza di 800 N/mm^2 (Inox) moltiplicare la forza per 2.

Bending force per meter for material tensile strength of 400 K/mm^2. For tensile strength of 800 N/mm^2 (Inox) multiply the bending force by 2.

Biegekraft pro Meter für eine Materialfestigkeit von 400 N/mm^2. Für eine Festigkeit von 800 N/mm^2 (Inox), bitte die Biegekraft verdoppeln.

Force de pliage par mètre pour une matière ayant une résistance de 400 N/mm^2. Pour une résistance de 800 N/mm^2 (Inox) multiplier la force par 2.

Safety warning

ATTENZIONE! Gli utensili per presse piegatrici esposti in questo catalogo dovranno essere rigorosamente utilizzati secondo le norme di sicurezza in vigore in Europa o nei paesi d'esportazione e di utilizzazione.
Questi utensili non dovranno essere utilizzati su macchine prive di sistema di sicurezza atto a prevenire l'introduzione delle mani o d'altra parte del corpo nello spazio aperto tra un utensile e l'altro.
L'utilizzatore di tali utensili è responsabile del funzionamento e del rispetto delle norme di sicurezza atte a prevenire possibili incidenti.

SAFETY WARNING! *The press brake tools shown in this catalog should be used in strict compliance with all European safety standards.*
Press brake tools are never intended to be used in equipment without a means provided for preventing any and all body parts from entering or remaining in the die space at any time. It is the user's responsibility to make certain that point of operation protection is effective and that all applicable safety requirements are met.

SICHERHEITSHINWEIS! Die in diesem Katalog gezeigten Abkantwerkzeuge dürfen nur entsprechend den gültigen Sicherheitsbestimmungen im Land des Anwenders eingesetzt werden. Abkantwerkzeuge dürfen nur in Maschinen eingesetzt werden, die Schutzvorrichtungen aufweisen, die den Körper oder Körperteile vor Quetschungen und Scherungen zu jedem Zeitpunkt wirksam schützen.
Die Verantwortung dafür liegt beim Anwender, der sicher stellen muss, dass alle notwendigen Sicherheitssysteme an der Maschine angebaut und funktionstüchtig sind.

MISE EN GARDE DE SECURITE! ***Les outils de pliage figurant dans ce catalogue doivent être utilises strictement selon les lois de securité en vigueur localement et dans le pays d'utilisation.***
Ces outils ne doivent pas être utilises dans des machines qui ne possèdent pas de sécurité afin de protéger l'utilisateur contre la possibilité que ses mains ou autres parties de son corps puissent se trouver entre les outils.
L'utilisateur est responsable du fonctionnement de la surveillance de sécurité des points d'outils et autres sécurités sur la machine.

EURAM si riserva il diritto di modificare od annullare in qualsiasi momento specifiche di produzione, materiali o prezzi senza preavviso o particolari obblighi.

EURAM *reserves the right to discontinue or change at any time specifications, materials, or price without prior notice or obbligation.*

EURAM behält sich jederzeit vor, ohne Verpflichtung und Vorankündigung Änderungen der Spezifikationen, Materialien und Preise der Abkantwerkzeuge vorzunehmen.

EURAM ***se réserve à tout moment le droit, sans notice préalable ou obligation, d'arrêter ou de changer la spécification, la matière ou les prix.***